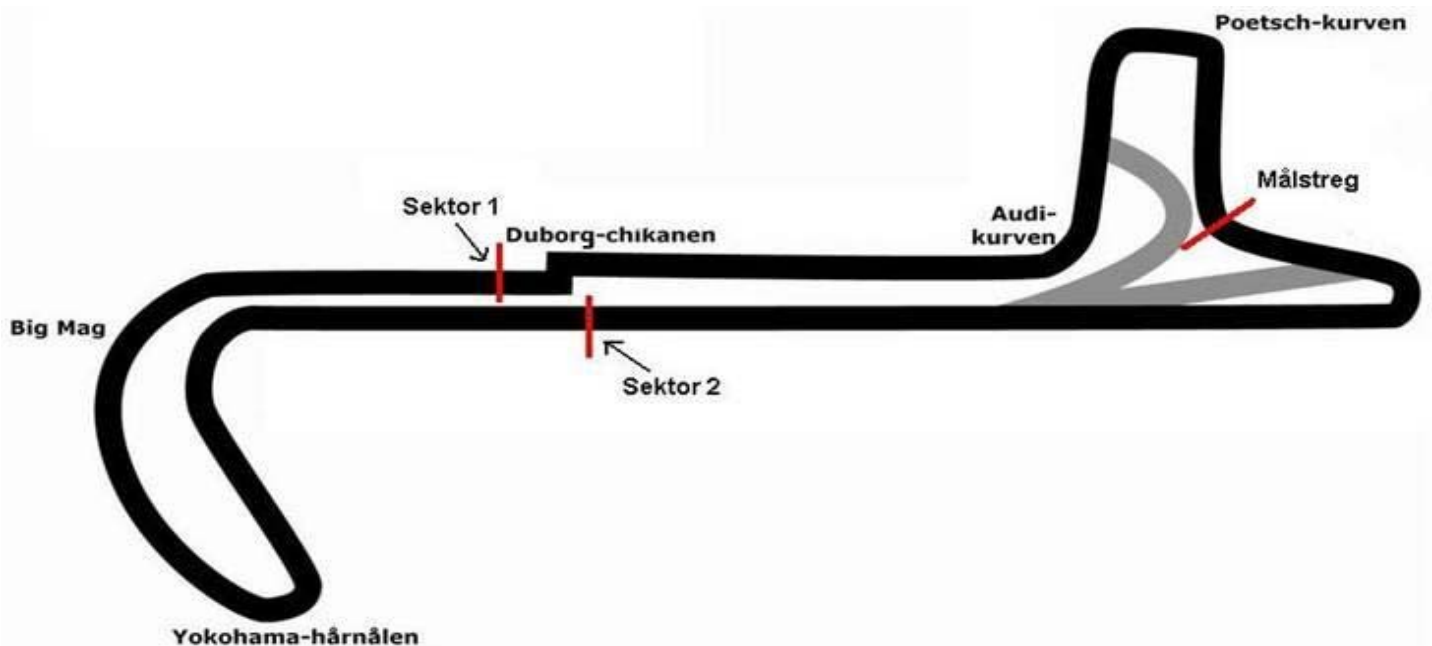


FTZ Padborg Open

Padborg Park (DNK), 29-30.04.2017.

RESULTS' BOOKLET



FTZ Padborg Open

Sorted on Best Lap time

Danish Supertourisme Turbo

Padborg Park 2,150 km

Starting List - MODIFIED


2016.04.28. 18:00

Practice

Pos	No.	Name	Nat.	Driver Lic.	Competitor	ClubCode	Car	Class
1	7	Tommy Laugesen	DNK	36207	Motor Sport Sønderjylland	MSS-022	SuperTourisme BMW Turbo	DST AM
2	8	Morten Troelsen	DNK	3148	Motor Sport Sønderjylland	MSS-022	BMW M3	DST AM
3	9	Michael Bergmann	DNK	21217	Aarhus Automobil Sport	AAS-027	Mitjet Supertourisme V6	DST AM
4	11	Martin Andersen	DNK	35227	Aarhus Automobil Sport	AAS-027	SuperTourisme BMW M4	DST Pro
5	14	Kevin Rossel	DNK	4781	Vojens Karting Klub	VKK-075	BMW	DST Pro
6	17	Michel Nykjaer	DNK	2981	Naestved Motor Klub Auto	MNKA-040	Super Tourisme KIA	DST Pro
7	21	Jesper Egebart	DNK	1744	Motor Sport Sønderjylland	MSS-022	SuperTourisme	DST Pro
8	23	Kristian Thorsen	DNK	40519	Motor Sport Sønderjylland	MSS-022	Supertourisme	DST AM
9	28	Nicolaj Moller Madsen	DNK	3609	Sonderso Karting Klub	SKK-039	DST V6	DST Pro
10	30	Mikkel Bang	DNK	3501	Motorsport Nordjylland	MNJ-099	Mercedes SuperTourisme 2.0	DST Pro
11	31	Nicki Kristensen	DNK	34550	Motor Sport Sønderjylland	MSS-022	Supertourisme BMW	DST Pro
12	44	Kenneth Jensen	DNK	39903	Viborg Motor Klub	VMKA-077	Mitjet Supertourisme V6	DST Pro
13	47	Nicole Rasmussen	DNK	59241	Viking Auto Sport	VAS-018	BMW Supertourisme	DST AM
14	48	Frederik Nymark	DNK	760	Aarhus Automobil Sport	AAS-027	BMW DST V6	DST Pro
15	49	Rene Rasmussen	DNK	2764	Viking Auto Sport	VAS-018	BMW Supertourisme	DST AM
16	50	Christian Loft	DNK	36156	Aarhus Automobil Sport	AAS-027	Mitjet BMW	DST AM
17	71	Carsten Lorenzen	DNK	56815	Motor Sport Sønderjylland	MSS-022	Supertourisme BMW	DST AM
18	97	Ole Petersen	DNK	34377	Motor Sport Sønderjylland	MSS-022	Supertourisme Mercedes	DST Pro
19	201	Martin Vedel Mortensen	DNK	30607	Motor Sport Sønderjylland	MSS-022	Supertourisme	DST Pro
20	512	Kevin Verner	DNK	58609	Aarhus Automobil Sport	AAS-027	Mitjet DST BMW	DST Pro

These results are provisional, until the conclusion of any judicial and technical inquiries.

Orbits


Hans-Jorn Sogaard Andersen
Clerk of the Course


Attila Boros
Chief Timekeeper

FTZ Padborg Open

Sorted on Best Lap time

Danish Supertourisme Turbo

Padborg Park 2,150 km

Warm Up

2017.04.29. 09:25

Practice (20:00 Time) started at 9:29:05

Pos	No.	Name	Nat.	Competitor	Car	Class	Laps	Best Tm	Diff
1	17	Michel Nykjaer	DNK	Naestved Motor Klub Auto	Super Tourisme KIA	DST Pro	11	1:12.350	
2	21	Jesper Egebart	DNK	Motor Sport Sønderjylland	SuperTourisme	DST Pro	15	1:13.238	0.888
3	97	Ole Petersen	DNK	Motor Sport Sønderjylland	Supertourisme Mercedes	DST Pro	12	1:13.423	1.073
4	28	Nicolaj Moller Madsen	DNK	Sonderso Karting Klub	DST V6	DST Pro	11	1:13.647	1.297
5	30	Mikkel Bang	DNK	Motorsport Nordjylland	Mercedes SuperTourisme 2.0	DST Pro	13	1:14.938	2.588
6	23	Kristian Thorsen	DNK	Motor Sport Sønderjylland	Supertourisme	DST AM	13	1:15.022	2.672
7	11	Martin Andersen	DNK	Aarhus Automobil Sport	SuperTourisme BMW M4	DST Pro	10	1:16.067	3.717
8	49	Rene Rasmussen	DNK	Viking Auto Sport	BMW Supertourisme	DST AM	14	1:16.299	3.949
9	50	Christian Loft	DNK	Aarhus Automobil Sport	Mitjet BMW	DST AM	7	1:16.563	4.213
10	44	Kenneth Jensen	DNK	Viborg Motor Klub	Mitjet Supertourisme V6	DST Pro	8	1:16.972	4.622
11	7	Tommy Laugesen	DNK	Motor Sport Sønderjylland	SuperTourisme BMW Turbo	DST AM	14	1:17.085	4.735
12	9	Michael Bergmann	DNK	Aarhus Automobil Sport	Mitjet Supertourisme V6	DST AM	12	1:17.196	4.846
13	47	Nicole Rasmussen	DNK	Viking Auto Sport	BMW Supertourisme	DST AM	13	1:20.428	8.078
14	71	Carsten Lorenzen	DNK	Motor Sport Sønderjylland	Supertourisme BMW	DST AM	13	1:20.937	8.587
15	8	Morten Troelsen	DNK	Motor Sport Sønderjylland	BMW M3	DST AM	4	1:21.476	9.126
16	201	Martin Vedel Mortensen	DNK		Supertourisme	DST Pro	5	1:30.324	17.974

Not classified

DNS	14	Kevin Rossel	DNK	Vojens Karting Klub	BMW	DST Pro			
DNS	31	Nicki Kristensen	DNK	Motor Sport Sønderjylland	Supertourisme BMW	DST Pro			
DNS	48	Frederik Nymark	DNK	Aarhus Automobil Sport	BMW DST V6	DST Pro			
DNS	512	Kevin Verner	DNK	Aarhus Automobil Sport	Mitjet DST BMW	DST Pro			

These results are provisional, until the conclusion of any judicial and technical inquiries.

Orbits

Hans-Jorn Sogaard Andersen
Clerk of the Course

Attila Boros
Chief Timekeeper

FTZ Padborg Open

Danish Supertourisme Turbo

Padborg Park 2,150 km

Warm Up

2017.04.29. 09:25

Practice (20:00 Time) started at 9:29:05

Lap	Time of Day	Lap Tm	Diff	S1 Tm	S2 Tm	S3 Tm
13	9:48:11.511	1:17.085		25.637	33.398	18.050
14	9:49:28.919	1:17.408	+0.323	25.901	33.112	18.395

(9) Michael Bergmann

1	9:31:46.125	1:23.685	+6.489	27.729	35.737	20.219
2	9:33:06.048	1:19.923	+2.727	26.459	33.939	19.525
3	9:34:25.708	1:19.660	+2.464	25.562	33.919	20.179
p4	9:35:58.032	1:32.324	+15.128	26.038	34.776	
p5	9:39:45.293	3:47.261	+2:30.065		34.748	
6	9:42:19.168	2:33.875	+1:16.679		36.872	19.050
7	9:43:38.857	1:19.689	+2.493	27.588	33.994	18.107
8	9:44:58.634	1:19.777	+2.581	25.979	34.725	19.073
9	9:46:17.133	1:18.499	+1.303	25.726	34.023	18.750
10	9:47:37.046	1:19.913	+2.717	25.481	34.759	19.673
11	9:48:55.394	1:18.348	+1.152	25.941	34.537	17.870
12	9:50:12.590	1:17.196		25.554	33.365	18.277

(47) Nicole Rasmussen

1	9:32:13.573	1:28.767	+8.339	27.916	39.536	21.315
2	9:33:41.016	1:27.443	+7.015	28.528	37.533	21.382
3	9:35:05.167	1:24.151	+3.723	27.205	36.608	20.338
4	9:36:50.055	1:44.888	+24.460	32.118	48.171	24.599
5	9:38:18.608	1:28.553	+8.125	27.906	39.555	21.092
6	9:39:44.109	1:25.501	+5.073	28.864	36.896	19.741
7	9:41:07.493	1:23.384	+2.956	27.708	35.833	19.843
8	9:42:32.549	1:25.056	+4.628	27.914	37.335	19.807
9	9:43:57.385	1:24.836	+4.408	26.806	36.165	21.865
10	9:45:19.615	1:22.230	+1.802	26.939	35.794	19.497
11	9:46:42.578	1:22.963	+2.535	28.160	36.124	18.679
12	9:48:03.006	1:20.428		26.127	34.960	19.341
13	9:49:24.788	1:21.782	+1.354	26.676	35.923	19.183

(71) Carsten Lorenzen

1	9:31:49.856	1:25.846	+4.909	30.942	36.139	18.765
2	9:33:13.406	1:23.550	+2.613	26.688	37.307	19.555
3	9:34:37.132	1:23.726	+2.789	27.763	37.020	18.943
4	9:36:00.343	1:23.211	+2.274	27.497	36.558	19.156
5	9:37:22.153	1:21.810	+0.873	27.150	35.701	18.959
6	9:38:45.398	1:23.245	+2.308	27.452	35.298	20.495
7	9:40:06.335	1:20.937		26.455	35.231	19.251
p8	9:41:43.183	1:36.848	+15.911	27.129	36.570	
9	9:44:52.653	3:09.470	+1:48.533		38.737	19.428
10	9:46:14.162	1:21.509	+0.572	26.425	36.001	19.083
11	9:47:35.305	1:21.143	+0.206	26.402	35.257	19.484
12	9:48:58.185	1:22.880	+1.943	27.040	36.756	19.084
13	9:50:19.381	1:21.196	+0.259	26.911	35.406	18.879

(8) Morten Troelsen

1	9:31:36.660	1:22.206	+0.730	27.324	35.456	19.426
2	9:32:59.948	1:23.288	+1.812	27.311	36.551	19.426
3	9:34:21.424	1:21.476		26.216	35.896	19.364
p4	9:35:54.798	1:33.374	+11.898	26.193	35.769	

(201) Martin Vedel Mortensen

1	9:32:17.239	1:38.874	+8.550	31.916	43.225	23.733
2	9:33:49.689	1:32.450	+2.126	28.790	39.878	23.782
3	9:35:20.948	1:31.259	+0.935	28.640	37.641	24.978
4	9:36:51.272	1:30.324		29.092	37.703	23.529
p5	9:38:40.118	1:48.846	+18.522	29.481	38.683	

FTZ Padborg Open

Sorted on Best Lap time

Danish Supertourisme Turbo

Padborg Park 2,150 km

Warm Up 2

2017.04.29. 12:30

Practice (20:00 Time) started at 12:29:21

Pos	No.	Name	Nat.	Competitor	Car	Class	Laps	Best Tm	Diff
1	14	Kevin Rossel	DNK	Vojens Karting Klub	BMW	DST Pro	14	59.629	
2	31	Nicki Kristensen	DNK	Motor Sport Sønderjylland	Supertourisme BMW	DST Pro	12	59.932	0.303
3	21	Jesper Egebart	DNK	Motor Sport Sønderjylland	SuperTourisme	DST Pro	12	1:00.047	0.418
4	17	Michel Nykjaer	DNK	Naestved Motor Klub Auto	Super Tourisme KIA	DST Pro	11	1:00.058	0.429
5	11	Martin Andersen	DNK	Aarhus Automobil Sport	SuperTourisme BMW M4	DST Pro	12	1:00.113	0.484
6	97	Ole Petersen	DNK	Motor Sport Sønderjylland	Supertourisme Mercedes	DST Pro	11	1:00.116	0.487
7	49	Rene Rasmussen	DNK	Viking Auto Sport	BMW Supertourisme	DST AM	14	1:00.322	0.693
8	512	Kevin Verner	DNK	Aarhus Automobil Sport	Mitjet DST BMW	DST Pro	13	1:00.323	0.694
9	44	Kenneth Jensen	DNK	Viborg Motor Klub	Mitjet Supertourisme V6	DST Pro	14	1:00.400	0.771
10	48	Frederik Nymark	DNK	Aarhus Automobil Sport	BMW DST V6	DST Pro	8	1:00.446	0.817
11	201	Martin Vedel Mortensen	DNK		Supertourisme	DST Pro	13	1:00.591	0.962
12	7	Tommy Laugesen	DNK	Motor Sport Sønderjylland	SuperTourisme BMW Turbo	DST AM	13	1:01.357	1.728
13	28	Nicolaj Moller Madsen	DNK	Sonderso Karting Klub	DST V6	DST Pro	9	1:01.640	2.011
14	23	Kristian Thorsen	DNK	Motor Sport Sønderjylland	Supertourisme	DST AM	13	1:01.674	2.045
15	30	Mikkel Bang	DNK	Motorsport Nordjylland	Mercedes SuperTourisme 2.0	DST Pro	13	1:01.762	2.133
16	47	Nicole Rasmussen	DNK	Viking Auto Sport	BMW Supertourisme	DST AM	12	1:02.088	2.459
17	50	Christian Loft	DNK	Aarhus Automobil Sport	Mitjet BMW	DST AM	8	1:02.536	2.907
18	9	Michael Bergmann	DNK	Aarhus Automobil Sport	Mitjet Supertourisme V6	DST AM	12	1:03.094	3.465
19	8	Morten Troelsen	DNK	Motor Sport Sønderjylland	BMW M3	DST AM	11	1:04.690	5.061
20	71	Carsten Lorenzen	DNK	Motor Sport Sønderjylland	Supertourisme BMW	DST AM	13	1:06.574	6.945

These results are provisional, until the conclusion of any judicial and technical inquiries.

Orbits

Hans-Jorn Sogaard Andersen
Clerk of the Course

Attila Boros
Chief Timekeeper

FTZ Padborg Open

Sorted on Best Lap time

Danish Supertourisme Turbo

Padborg Park 2,150 km

Timed Practice

2017.04.29. 15:35

Qualifying (20:00 Time) started at 15:37:32

Pos	No.	Name	Nat.	Competitor	Car	Class	Laps	Best Tm	Diff
1	14	Kevin Rossel	DNK	Vojens Karting Klub	BMW	DST Pro	9	59.140	
2	17	Michel Nykjaer	DNK	Naestved Motor Klub Auto	Super Tourisme KIA	DST Pro	12	59.421	0.281
3	48	Frederik Nymark	DNK	Aarhus Automobil Sport	BMW DST V6	DST Pro	13	59.499	0.359
4	11	Martin Andersen	DNK	Aarhus Automobil Sport	SuperTourisme BMW M4	DST Pro	17	59.727	0.587
5	97	Ole Petersen	DNK	Motor Sport Sønderjylland	Supertourisme Mercedes	DST Pro	15	59.778	0.638
6	28	Nicolaj Moller Madsen	DNK	Sonderso Karting Klub	DST V6	DST Pro	13	59.866	0.726
7	512	Kevin Verner	DNK	Aarhus Automobil Sport	Mitjet DST BMW	DST Pro	16	59.964	0.824
8	49	Rene Rasmussen	DNK	Viking Auto Sport	BMW Supertourisme	DST AM	17	1:00.086	0.946
9	44	Kenneth Jensen	DNK	Viborg Motor Klub	Mitjet Supertourisme V6	DST Pro	13	1:00.117	0.977
10	21	Jesper Egebart	DNK	Motor Sport Sønderjylland	SuperTourisme	DST Pro	10	1:00.156	1.016
11	201	Martin Vedel Mortensen	DNK		Supertourisme	DST Pro	17	1:00.209	1.069
12	7	Tommy Laugesen	DNK	Motor Sport Sønderjylland	SuperTourisme BMW Turbo	DST AM	16	1:00.295	1.155
13	30	Mikkel Bang	DNK	Motorsport Nordjylland	Mercedes SuperTourisme 2.0	DST Pro	16	1:00.416	1.276
14	31	Nicki Kristensen	DNK	Motor Sport Sønderjylland	Supertourisme BMW	DST Pro	17	1:00.500	1.360
15	47	Nicole Rasmussen	DNK	Viking Auto Sport	BMW Supertourisme	DST AM	18	1:00.897	1.757
16	50	Christian Loft	DNK	Aarhus Automobil Sport	Mitjet BMW	DST AM	15	1:00.984	1.844
17	23	Kristian Thorsen	DNK	Motor Sport Sønderjylland	Supertourisme	DST AM	13	1:01.027	1.887
18	9	Michael Bergmann	DNK	Aarhus Automobil Sport	Mitjet Supertourisme V6	DST AM	17	1:01.556	2.416
19	71	Carsten Lorenzen	DNK	Motor Sport Sønderjylland	Supertourisme BMW	DST AM	13	1:01.962	2.822
20	8	Morten Troelsen	DNK	Motor Sport Sønderjylland	BMW M3	DST AM	14	1:02.440	3.300

These results are provisional, until the conclusion of any judicial and technical inquiries.

Orbits

Hans-Jorn Sogaard Andersen
Clerk of the Course

Attila Boros
Chief Timekeeper

FTZ Padborg Open

Danish Supertourisme Turbo

Padborg Park 2,150 km

Timed Practice

2017.04.29. 15:35

Qualifying (20:00 Time) started at 15:37:32

Lap	Time of Day	Lap Tm	Diff	S1 Tm	S2 Tm	S3 Tm	Lap	Time of Day	Lap Tm	Diff	S1 Tm	S2 Tm	S3 Tm
14	15:54:28.352	1:02.289	+0.733	19.977	27.302	15.010							
15	15:55:34.789	1:06.437	+4.881	23.034	28.297	15.106							
16	15:56:38.308	1:03.519	+1.963	20.055	26.865	16.599							
p17	15:58:03.404	1:25.096	+23.540	24.979	33.699								

(71) Carsten Lorenzen

1	15:40:49.380	1:07.676	+5.714	22.365	29.532	15.779
2	15:41:52.771	1:03.391	+1.429	20.938	27.326	15.127
3	15:42:56.361	1:03.590	+1.628	20.607		
4	15:43:58.452	1:02.091	+0.129	20.461	26.842	14.788
5	15:45:00.414	1:01.962		20.316		
6	15:46:57.319	1:56.905	+54.943	21.026	27.071	:08.808
7	15:48:03.424	1:06.105	+4.143	23.301	27.400	15.404
8	15:49:05.710	1:02.286	+0.324	20.505	26.907	14.874
9	15:50:09.853	1:04.143	+2.181	21.535	27.669	14.939
p10	15:51:25.539	1:15.686	+13.724	20.576	27.251	
11	15:54:54.407	3:28.868	+2:26.906		37.947	15.949
12	15:55:59.462	1:05.055	+3.093	21.468	28.380	15.207
13	15:57:03.529	1:04.067	+2.105	20.683		

(8) Morten Troelsen

1	15:40:13.285	1:08.455	+6.015	22.048	29.447	16.960
2	15:41:17.580	1:04.295	+1.855	21.324	27.596	15.375
3	15:42:20.140	1:02.560	+0.120	20.500	26.998	15.062
p4	15:43:35.726	1:15.586	+13.146	20.602	27.358	
5	15:49:03.862	5:28.136	+4:25.696		28.474	15.415
6	15:50:07.313	1:03.451	+1.011	21.138	27.197	15.116
7	15:51:09.753	1:02.440		20.220	27.200	15.020
8	15:52:12.215	1:02.462	+0.022	20.213	26.801	15.448
9	15:53:14.863	1:02.648	+0.208	20.435	27.094	15.119
10	15:54:20.969	1:06.106	+3.666	20.231	30.421	15.454
11	15:55:23.997	1:03.028	+0.588	20.455	27.543	15.030
12	15:56:26.562	1:02.565	+0.125	20.413	27.001	15.151
13	15:57:29.790	1:03.228	+0.788	20.383	26.890	15.955
p14	15:58:49.247	1:19.457	+17.017	20.216	26.457	

FTZ Padborg Open

Danish Supertourisme Turbo

Padborg Park 2,150 km

Heat 1

2017.04.30. 13:35

Race (15:00 and 1 Laps)

POLE POSITION

1	1 49 Rene Rasmussen 1:00.086	2 512 Kevin Verner 59.964
2	3 28 Nicolaj Moller Madsen 59.866	4 97 Ole Petersen 59.778
3	5 11 Martin Andersen 59.727	6 48 Frederik Nymark 59.499
4	7 17 Michel Nykjaer 59.421	8 14 Kevin Rossel 59.140
5	9 44 Kenneth Jensen 1:00.117	10 21 Jesper Egebart 1:00.156
6	11 201 Martin Vedel Mortensen 1:00.209	12 7 Tommy Laugesen 1:00.295
7	13 30 Mikkel Bang 1:00.416	14 31 Nicki Kristensen 1:00.500
8	15 47 Nicole Rasmussen 1:00.897	16 50 Christian Loft 1:00.984
9	17 23 Kristian Thorsen 1:01.027	18 9 Michael Bergmann 1:01.556
10	19 71 Carsten Lorenzen 1:01.962	20 8 Morten Troelsen 1:02.440

FTZ Padborg Open

Sorted on Laps

Danish Supertourisme Turbo

Padborg Park 2,150 km

Heat 1 - MODIFIED

2017.04.30. 13:35

Race (15:00 and 1 Laps) started at 13:32:46

Pos	No.	Name	Nat.	Car	Class	Laps	Total Tm	Diff	Gap	Best Tm	L
1	48	Frederik Nymark	DNK	BMW DST V6	DST Pro	16	16:48.268			1:00.010	
2	512	Kevin Verner	DNK	Mitjet DST BMW	DST Pro	16	16:51.662	3.394	3.394	1:00.235	
3	21	Jesper Egebart	DNK	SuperTourisme	DST Pro	16	16:54.467	6.199	2.805	1:00.053	
4	44	Kenneth Jensen	DNK	Mitjet Supertourisme V6	DST Pro	16	16:56.561	8.293	2.094	1:00.263	
5	14	Kevin Rossel	DNK	BMW	DST Pro	16	16:59.595	11.327	3.034	1:00.013	
6	7	Tommy Laugesen	DNK	SuperTourisme BMW Turbo	DST AM	16	17:00.289	12.021	0.694	1:00.867	
7	30	Mikkel Bang	DNK	Mercedes SuperTourisme 2.0	DST Pro	16	17:00.801	12.533	0.512	1:01.001	
8	50	Christian Loft	DNK	Mitjet BMW	DST AM	16	17:05.001	16.733	4.200	1:01.374	
9	201	Martin Vedel Mortenser	DNK	Supertourisme V6	DST Pro	16	17:05.276	17.008	0.275	1:01.283	
10	49	Rene Rasmussen	DNK	BMW Supertourisme	DST AM	16	17:10.458	22.190	5.182	1:00.682	
11	9	Michael Bergmann	DNK	Mitjet Supertourisme V6	DST AM	16	17:12.395	24.127	1.937	1:01.950	
12	23	Kristian Thorsen	DNK	Supertourisme	DST AM	16	17:12.766	24.498	0.371	1:01.845	
13	8	Morten Troelsen	DNK	BMW M3	DST AM	16	17:13.511	25.243	0.745	1:02.026	
14	17	Michel Nykjaer	DNK	Super Tourisme KIA	DST Pro	16	17:13.926	25.658	0.415	1:00.355	
15	71	Carsten Lorenzen	DNK	Supertourisme BMW	DST AM	16	17:19.005	30.737	5.079	1:02.521	
16	97	Ole Petersen	DNK	Supertourisme Mercedes	DST Pro	15	15:47.587	1 Lap	1 Lap	59.944	
17	47	Nicole Rasmussen	DNK	BMW Supertourisme	DST AM	15	17:36.934	1 Lap	1:49.347	1:01.678	
18	28	Nicolaj Moller Madsen	DNK	DST V6	DST Pro	13	14:04.661	3 Laps	2 Laps	1:00.332	

Not classified (75% = 12 Laps)

DNS	31	Nicki Kristensen	DNK	Supertourisme BMW	DST Pro			DNS			
DQ	11	Martin Andersen	DNK	SuperTourisme BMW M4	DST Pro	16	16:59.360	DQ		1:00.305	

Announcements

#11 - too much boost

Margin of Victory	Avg. Speed	Best Lap Tm	Best Speed	Best Lap by
3.394	122,824	59.944	129,121	97 - Ole Petersen

Orbits

These results are provisional, until the conclusion of any judicial and technical inquiries.



Hans-Jorn Sogaard Andersen
Clerk of the Course



Attila Boros
Chief Timekeeper



CHRONOMOTO
TIMING

FTZ Padborg Open

Sorted on Laps

Danish Supertourisme Turbo

Padborg Park 2,150 km

Heat 1 - MODIFIED

2017.04.30. 13:35

Race (15:00 and 1 Laps) started at 13:32:46

Pos	No.	Name	Nat.	Car	Class	Laps	Total Tm	Diff	Gap	Best Tm
DST AM										
1	7	Tommy Laugesen	DNK	SuperTourisme BMW Turbo	DST AM	16	17:00.289			1:00.867
2	50	Christian Loft	DNK	Mitjet BMW	DST AM	16	17:05.001	4.712	4.712	1:01.374
3	49	Rene Rasmussen	DNK	BMW Supertourisme	DST AM	16	17:10.458	10.169	5.457	1:00.682
4	9	Michael Bergmann	DNK	Mitjet Supertourisme V6	DST AM	16	17:12.395	12.106	1.937	1:01.950
5	23	Kristian Thorsen	DNK	Supertourisme	DST AM	16	17:12.766	12.477	0.371	1:01.845
6	8	Morten Troelsen	DNK	BMW M3	DST AM	16	17:13.511	13.222	0.745	1:02.026
7	71	Carsten Lorenzen	DNK	Supertourisme BMW	DST AM	16	17:19.005	18.716	5.494	1:02.521
8	47	Nicole Rasmussen	DNK	BMW Supertourisme	DST AM	15	17:36.934	1 Lap	1 Lap	1:01.678

DST Pro

1	48	Frederik Nymark	DNK	BMW DST V6	DST Pro	16	16:48.268			1:00.010
2	512	Kevin Verner	DNK	Mitjet DST BMW	DST Pro	16	16:51.662	3.394	3.394	1:00.235
3	21	Jesper Egebart	DNK	SuperTourisme	DST Pro	16	16:54.467	6.199	2.805	1:00.053
4	44	Kenneth Jensen	DNK	Mitjet Supertourisme V6	DST Pro	16	16:56.561	8.293	2.094	1:00.263
5	14	Kevin Rossel	DNK	BMW	DST Pro	16	16:59.595	11.327	3.034	1:00.013
6	30	Mikkel Bang	DNK	Mercedes SuperTourisme 2.0	DST Pro	16	17:00.801	12.533	1.206	1:01.001
7	201	Martin Vedel Mortenser	DNK	Supertourisme V6	DST Pro	16	17:05.276	17.008	4.475	1:01.283
8	17	Michel Nykjaer	DNK	Super Tourisme KIA	DST Pro	16	17:13.926	25.658	8.650	1:00.355
9	97	Ole Petersen	DNK	Supertourisme Mercedes	DST Pro	15	15:47.587	1 Lap	1 Lap	59.944
10	28	Nicolaj Moller Madsen	DNK	DST V6	DST Pro	13	14:04.661	3 Laps	2 Laps	1:00.332

Not classified (75% = 12 Laps)

DNS	31	Nicki Kristensen	DNK	Supertourisme BMW	DST Pro				DNS	
DQ	11	Martin Andersen	DNK	SuperTourisme BMW M4	DST Pro	16	16:59.360		DQ	1:00.305

Announcements

#11 - too much boost

Margin of Victory	Avg. Speed	Best Lap Tm	Best Speed	Best Lap by
3.394	122,824	59.944	129,121	97 - Ole Petersen

Orbits

These results are provisional, until the conclusion of any judicial and technical inquiries.



Hans-Jorn Sogaard Andersen
Clerk of the Course



Attila Boros
Chief Timekeeper



CHRONOMOTO
TIMING

FTZ Padborg Open

Danish Supertourisme Turbo

Padborg Park 2,150 km

Heat 1

2017.04.30. 13:35

Race (15:00 and 1 Laps) started at 13:32:46

Lap	Time of Day	Lap Tm	Diff	S1 Tm	S2 Tm	S3 Tm	Lap	Time of Day	Lap Tm	Diff	S1 Tm	S2 Tm	S3 Tm
3	13:36:09.938	1:01.810	+0.436				5	13:38:19.654	1:02.498	+0.653			
4	13:37:11.455	1:01.517	+0.143				6	13:39:22.299	1:02.645	+0.800			
5	13:38:12.829	1:01.374					7	13:40:24.843	1:02.544	+0.699			
6	13:39:14.284	1:01.455	+0.081				8	13:41:27.111	1:02.268	+0.423			
7	13:40:15.756	1:01.472	+0.098				9	13:42:39.443	1:12.332	+10.487			
8	13:41:17.564	1:01.808	+0.434				10	13:43:41.288	1:01.845				
9	13:42:36.017	1:18.453	+17.079				11	13:44:47.663	1:06.375	+4.530			
10	13:43:37.767	1:01.750	+0.376				12	13:45:49.768	1:02.105	+0.260			
11	13:44:40.293	1:02.526	+1.152				13	13:46:51.972	1:02.204	+0.359			
12	13:45:42.222	1:01.929	+0.555				14	13:47:54.580	1:02.608	+0.763			
13	13:46:44.388	1:02.166	+0.792				15	13:48:57.266	1:02.686	+0.841			
14	13:47:46.398	1:02.010	+0.636				16	13:49:59.191	1:01.925	+0.080			
15	13:48:48.912	1:02.514	+1.140										
16	13:49:51.426	1:02.514	+1.140										
(201) Martin Vedel Mortensen							(8) Morten Troelsen						
1	13:34:05.429	1:05.043	+3.760				1	13:34:09.667	1:07.324	+5.298			
2	13:35:07.145	1:01.716	+0.433				2	13:35:13.385	1:03.718	+1.692			
3	13:36:10.190	1:03.045	+1.762				3	13:36:16.973	1:03.588	+1.562			
4	13:37:11.797	1:01.607	+0.324				4	13:37:21.129	1:04.156	+2.130			
5	13:38:13.172	1:01.375	+0.092				5	13:38:23.665	1:02.536	+0.510			
6	13:39:14.590	1:01.418	+0.135				6	13:39:26.185	1:02.520	+0.494			
7	13:40:16.148	1:01.558	+0.275				7	13:40:28.297	1:02.112	+0.086			
8	13:41:18.073	1:01.925	+0.642				8	13:41:31.046	1:02.749	+0.723			
9	13:42:37.284	1:19.211	+17.928				9	13:42:39.903	1:08.857	+6.831			
10	13:43:38.567	1:01.283					10	13:43:41.973	1:02.070	+0.044			
11	13:44:41.357	1:02.790	+1.507				11	13:44:46.946	1:04.973	+2.947			
12	13:45:42.713	1:01.356	+0.073				12	13:45:48.972	1:02.026				
13	13:46:44.639	1:01.926	+0.643				13	13:46:51.603	1:02.631	+0.605			
14	13:47:46.625	1:01.986	+0.703				14	13:47:54.307	1:02.704	+0.678			
15	13:48:49.173	1:02.548	+1.265				15	13:48:57.713	1:03.406	+1.380			
16	13:49:51.701	1:02.528	+1.245				16	13:49:59.936	1:02.223	+0.197			
(49) Rene Rasmussen							(17) Michel Nykjaer						
1	13:34:01.420	1:03.801	+3.119				1	13:34:03.291	1:04.485	+4.130			
2	13:35:02.723	1:01.303	+0.621				2	13:35:04.268	1:00.977	+0.622			
3	13:36:05.856	1:03.133	+2.451				3	13:36:06.113	1:01.845	+1.490			
4	13:37:07.649	1:01.793	+1.111				4	13:37:08.139	1:02.026	+1.671			
5	13:38:08.876	1:01.227	+0.545				5	13:38:09.322	1:01.183	+0.828			
6	13:39:10.270	1:01.394	+0.712				6	13:39:11.353	1:02.031	+1.676			
7	13:40:11.628	1:01.358	+0.676				7	13:40:12.468	1:01.115	+0.760			
8	13:41:13.535	1:01.907	+1.225				8	13:41:14.456	1:01.988	+1.633			
9	13:42:29.533	1:15.998	+15.316				9	13:42:30.420	1:15.964	+15.609			
10	13:43:30.215	1:00.682					10	13:43:30.775	1:00.355				
11	13:44:46.314	1:16.099	+15.417				11	13:44:56.349	1:25.574	+25.219			
12	13:45:47.277	1:00.963	+0.281				12	13:45:57.035	1:00.686	+0.331			
13	13:46:49.792	1:02.515	+1.833				13	13:46:57.598	1:00.563	+0.208			
14	13:47:52.609	1:02.817	+2.135				14	13:47:58.351	1:00.753	+0.398			
15	13:48:55.049	1:02.440	+1.758				15	13:48:59.825	1:01.474	+1.119			
16	13:49:56.883	1:01.834	+1.152				16	13:50:00.351	1:00.526	+0.171			
(9) Michael Bergmann							(71) Carsten Lorenzen						
1	13:34:07.030	1:05.924	+3.974				1	13:34:09.380	1:07.370	+4.849			
2	13:35:09.422	1:02.392	+0.442				2	13:35:13.130	1:03.750	+1.229			
3	13:36:12.008	1:02.586	+0.636				3	13:36:16.770	1:03.640	+1.119			
4	13:37:16.013	1:04.005	+2.055				4	13:37:21.633	1:04.863	+2.342			
5	13:38:18.597	1:02.584	+0.634				5	13:38:24.451	1:02.818	+0.297			
6	13:39:20.754	1:02.157	+0.207				6	13:39:27.550	1:03.099	+0.578			
7	13:40:23.267	1:02.513	+0.563				7	13:40:30.886	1:03.336	+0.815			
8	13:41:26.252	1:02.985	+1.035				8	13:41:33.555	1:02.669	+0.148			
9	13:42:38.559	1:12.307	+10.357				9	13:42:41.649	1:08.094	+5.573			
10	13:43:40.509	1:01.950					10	13:43:44.170	1:02.521				
11	13:44:43.486	1:02.977	+1.027				11	13:44:48.312	1:04.142	+1.621			
12	13:45:45.996	1:02.510	+0.560				12	13:45:51.481	1:03.169	+0.648			
13	13:46:49.566	1:03.570	+1.620				13	13:46:54.153	1:02.672	+0.151			
14	13:47:52.443	1:02.877	+0.927				14	13:47:58.267	1:04.114	+1.593			
15	13:48:56.107	1:03.664	+1.714				15	13:49:02.042	1:03.775	+1.254			
16	13:49:58.820	1:02.713	+0.763				16	13:50:05.430	1:03.388	+0.867			
(23) Kristian Thorsen							(97) Ole Petersen						
1	13:34:08.636	1:07.369	+5.524				1	13:34:02.120	1:04.107	+4.163			
2	13:35:11.935	1:03.299	+1.454				2	13:35:02.972	1:00.852	+0.908			
3	13:36:14.586	1:02.651	+0.806				3	13:36:04.039	1:01.067	+1.123			
4	13:37:17.156	1:02.570	+0.725				4	13:37:03.983	59.944				
							5	13:38:04.007	1:00.024	+0.080			
							6	13:39:04.156	1:00.149	+0.205			

These results are provisional, until the conclusion of any judicial and technical inquiries.



Hans-Jorn Sogaard Andersen
Clerk of the Course



Attila Boros
Chief Timekeeper



CHRONOMOTO
TIMING

FTZ Padborg Open

Danish Supertourisme Turbo

Padborg Park 2,150 km

Heat 1

2017.04.30. 13:35

Race (15:00 and 1 Laps) started at 13:32:46

Lap	Time of Day	Lap Tm	Diff	S1 Tm	S2 Tm	S3 Tm	Lap	Time of Day	Lap Tm	Diff	S1 Tm	S2 Tm	S3 Tm
7	13:40:04.252	1:00.096	+0.152										
8	13:41:04.312	1:00.060	+0.116										
9	13:42:26.549	1:22.237	+22.293										
10	13:43:27.592	1:01.043	+1.099										
11	13:44:31.808	1:04.216	+4.272										
12	13:45:32.876	1:01.068	+1.124										
13	13:46:33.164	1:00.288	+0.344										
14	13:47:33.262	1:00.098	+0.154										
15	13:48:34.012	1:00.750	+0.806										

(47) Nicole Rasmussen

1	13:34:08.336	1:08.515	+6.837										
2	13:35:10.387	1:02.051	+0.373										
3	13:36:12.278	1:01.891	+0.213										
4	13:37:15.624	1:03.346	+1.668										
5	13:38:17.302	1:01.678											
6	13:39:20.282	1:02.980	+1.302										
7	13:42:01.170	2:40.888	+1:39.210										
8	13:43:04.121	1:02.951	+1.273										
9	13:44:05.815	1:01.694	+0.016										
10	13:45:08.493	1:02.678	+1.000										
11	13:46:10.974	1:02.481	+0.803										
12	13:47:13.111	1:02.137	+0.459										
13	13:48:15.305	1:02.194	+0.516										
14	13:49:18.757	1:03.452	+1.774										
15	13:50:23.359	1:04.602	+2.924										

(28) Nicolaj Moller Madsen

1	13:33:59.038	1:01.858	+1.526										
2	13:34:59.706	1:00.668	+0.336										
3	13:36:00.038	1:00.332											
4	13:37:00.417	1:00.379	+0.047										
5	13:38:00.789	1:00.372	+0.040										
6	13:39:01.165	1:00.376	+0.044										
7	13:40:01.654	1:00.489	+0.157										
8	13:41:02.584	1:00.930	+0.598										
9	13:42:25.650	1:23.066	+22.734										
10	13:43:27.317	1:01.667	+1.335										
11	13:44:32.044	1:04.727	+4.395										
12	13:45:37.142	1:05.098	+4.766										
p13	13:46:51.086	1:13.944	+13.612										

FTZ Padborg Open

Danish Supertourisme Turbo

Padborg Park 2,150 km

Heat 2 - MODIFIED

2017.04.30. 15:40

Race (15:00 and 1 Laps)

POLE POSITION

1	1 50 Christian Loft	2 30 Mikkel Bang
2	3 7 Tommy Laugesen	4 14 Kevin Rossel
3	5 44 Kenneth Jensen	6 21 Jesper Egebart
4	7 512 Kevin Verner	8 48 Frederik Nymark
5	9 201 Martin Vedel Mortensen	10 49 Rene Rasmussen
6	11 9 Michael Bergmann	12 23 Kristian Thorsen
7	13 8 Morten Troelsen	14 17 Michel Nykjaer
8	15 71 Carsten Lorenzen	16 97 Ole Petersen
9	17 47 Nicole Rasmussen	18 28 Nicolaj Moller Madsen
10	19 31 Nicki Kristensen	20 11 Martin Andersen

FTZ Padborg Open

Sorted on Laps

Danish Supertourisme Turbo

Padborg Park 2,150 km

Heat 2

2017.04.30. 15:40

Race (15:00 and 1 Laps) started at 15:51:04

Pos	No.	Name	Nat.	Car	Class	Laps	Total Tm	Diff	Gap	Best Tm	L
1	14	Kevin Rossel	DNK	BMW	DST Pro	16	16:23.982			1:00.112	
2	44	Kenneth Jensen	DNK	Mitjet Supertourisme V6	DST Pro	16	16:26.924	2.942	2.942	1:00.029	
3	97	Ole Petersen	DNK	Supertourisme Mercedes	DST Pro	16	16:31.555	7.573	4.631	1:00.066	
4	21	Jesper Egebart	DNK	SuperTourisme	DST Pro	16	16:32.286	8.304	0.731	1:00.239	
5	48	Frederik Nymark	DNK	BMW DST V6	DST Pro	16	16:32.674	8.692	0.388	1:00.276	
6	17	Michel Nykjaer	DNK	Super Tourisme KIA	DST Pro	16	16:33.079	9.097	0.405	1:00.283	
7	28	Nicolaj Moller Madsen	DNK	DST V6	DST Pro	16	16:39.482	15.500	6.403	1:00.150	
8	50	Christian Loft	DNK	Mitjet BMW	DST AM	16	16:46.658	22.676	7.176	1:01.522	
9	49	Rene Rasmussen	DNK	BMW Supertourisme	DST AM	16	16:46.857	22.875	0.199	1:01.242	
10	11	Martin Andersen	DNK	SuperTourisme BMW M4	DST Pro	16	16:47.269	23.287	0.412	1:00.813	
11	512	Kevin Verner	DNK	Mitjet DST BMW	DST Pro	16	16:47.804	23.822	0.535	1:00.941	
12	201	Martin Vedel Mortenser	DNK	Supertourisme V6	DST Pro	16	16:48.759	24.777	0.955	1:01.209	
13	31	Nicki Kristensen	DNK	Supertourisme BMW	DST Pro	16	16:54.591	30.609	5.832	1:01.430	
14	23	Kristian Thorsen	DNK	Supertourisme	DST AM	16	16:57.138	33.156	2.547	1:01.448	
15	7	Tommy Laugesen	DNK	SuperTourisme BMW Turbo	DST AM	16	16:59.153	35.171	2.015	1:00.669	
16	47	Nicole Rasmussen	DNK	BMW Supertourisme	DST AM	16	17:00.189	36.207	1.036	1:01.256	
17	9	Michael Bergmann	DNK	Mitjet Supertourisme V6	DST AM	16	17:03.128	39.146	2.939	1:01.686	
18	8	Morten Troelsen	DNK	BMW M3	DST AM	16	17:08.042	44.060	4.914	1:01.954	
19	71	Carsten Lorenzen	DNK	Supertourisme BMW	DST AM	16	17:09.270	45.288	1.228	1:01.732	
20	30	Mikkel Bang	DNK	Mercedes SuperTourisme 2.0	DST Pro	12	17:28.691	4 Laps	4 Laps	1:01.803	

Margin of Victory
Avg. Speed
Best Lap Tm
Best Speed
Best Lap by

2.942

125,856

1:00.029

128,938

44 - Kenneth Jensen

Orbits

These results are provisional, until the conclusion of any judicial and technical inquiries.

 Hans-Jorn Sogaard Andersen
Clerk of the Course

 Attila Boros
Chief Timekeeper

FTZ Padborg Open

Sorted on Laps

Danish Supertourisme Turbo

Padborg Park 2,150 km

Heat 2

2017.04.30. 15:40

Race (15:00 and 1 Laps) started at 15:51:04

Pos	No.	Name	Nat.	Car	Class	Laps	Total Tm	Diff	Gap	Best Tm	L
DST AM											
1	50	Christian Loft	DNK	Mitjet BMW	DST AM	16	16:46.658			1:01.522	
2	49	Rene Rasmussen	DNK	BMW Supertourisme	DST AM	16	16:46.857	0.199	0.199	1:01.242	
3	23	Kristian Thorsen	DNK	Supertourisme	DST AM	16	16:57.138	10.480	10.281	1:01.448	
4	7	Tommy Laugesen	DNK	SuperTourisme BMW Turbo	DST AM	16	16:59.153	12.495	2.015	1:00.669	
5	47	Nicole Rasmussen	DNK	BMW Supertourisme	DST AM	16	17:00.189	13.531	1.036	1:01.256	
6	9	Michael Bergmann	DNK	Mitjet Supertourisme V6	DST AM	16	17:03.128	16.470	2.939	1:01.686	
7	8	Morten Troelsen	DNK	BMW M3	DST AM	16	17:08.042	21.384	4.914	1:01.954	
8	71	Carsten Lorenzen	DNK	Supertourisme BMW	DST AM	16	17:09.270	22.612	1.228	1:01.732	

DST Pro

1	14	Kevin Rossel	DNK	BMW	DST Pro	16	16:23.982			1:00.112	
2	44	Kenneth Jensen	DNK	Mitjet Supertourisme V6	DST Pro	16	16:26.924	2.942	2.942	1:00.029	
3	97	Ole Petersen	DNK	Supertourisme Mercedes	DST Pro	16	16:31.555	7.573	4.631	1:00.066	
4	21	Jesper Egebart	DNK	SuperTourisme	DST Pro	16	16:32.286	8.304	0.731	1:00.239	
5	48	Frederik Nymark	DNK	BMW DST V6	DST Pro	16	16:32.674	8.692	0.388	1:00.276	
6	17	Michel Nykjaer	DNK	Super Tourisme KIA	DST Pro	16	16:33.079	9.097	0.405	1:00.283	
7	28	Nicolaj Moller Madsen	DNK	DST V6	DST Pro	16	16:39.482	15.500	6.403	1:00.150	
8	11	Martin Andersen	DNK	SuperTourisme BMW M4	DST Pro	16	16:47.269	23.287	7.787	1:00.813	
9	512	Kevin Verner	DNK	Mitjet DST BMW	DST Pro	16	16:47.804	23.822	0.535	1:00.941	
10	201	Martin Vedel Mortenser	DNK	Supertourisme V6	DST Pro	16	16:48.759	24.777	0.955	1:01.209	
11	31	Nicki Kristensen	DNK	Supertourisme BMW	DST Pro	16	16:54.591	30.609	5.832	1:01.430	
12	30	Mikkel Bang	DNK	Mercedes SuperTourisme 2.0	DST Pro	12	17:28.691	4 Laps	4 Laps	1:01.803	

Margin of Victory	Avg. Speed	Best Lap Tm	Best Speed	Best Lap by
2.942	125,856	1:00.029	128,938	44 - Kenneth Jensen

Orbits

These results are provisional, until the conclusion of any judicial and technical inquiries.



Hans-Jorn Sogaard Andersen
Clerk of the Course



Attila Boros
Chief Timekeeper



CHRONOMOTO
TIMING

FTZ Padborg Open

Danish Supertourisme Turbo

Padborg Park 2,150 km

Heat 2

2017.04.30. 15:40

Race (15:00 and 1 Laps) started at 15:51:04

Lap	Time of Day	Lap Tm	Diff	S1 Tm	S2 Tm	S3 Tm	Lap	Time of Day	Lap Tm	Diff	S1 Tm	S2 Tm	S3 Tm
3	15:54:26.206	1:01.904	+0.662				5	15:56:39.052	1:02.044	+0.614			
4	15:55:28.418	1:02.212	+0.970				6	15:57:41.032	1:01.980	+0.550			
5	15:56:31.330	1:02.912	+1.670				7	15:58:42.505	1:01.473	+0.043			
6	15:57:33.390	1:02.060	+0.818				8	15:59:44.689	1:02.184	+0.754			
7	15:58:34.632	1:01.242					9	16:00:46.466	1:01.777	+0.347			
8	15:59:36.044	1:01.412	+0.170				10	16:01:48.174	1:01.708	+0.278			
9	16:00:37.673	1:01.629	+0.387				11	16:02:50.469	1:02.295	+0.865			
10	16:01:41.354	1:03.681	+2.439				12	16:03:52.425	1:01.956	+0.526			
11	16:02:43.311	1:01.957	+0.715				13	16:04:54.371	1:01.946	+0.516			
12	16:03:45.070	1:01.759	+0.517				14	16:05:56.203	1:01.832	+0.402			
13	16:04:46.482	1:01.412	+0.170				15	16:06:57.633	1:01.430				
14	16:05:48.521	1:02.039	+0.797				16	16:07:59.200	1:01.567	+0.137			
15	16:06:50.032	1:01.511	+0.269										
16	16:07:51.466	1:01.434	+0.192										
(11) Martin Andersen							(23) Kristian Thorsen						
1	15:52:26.998	1:05.260	+4.447				1	15:52:26.987	1:06.342	+4.894			
2	15:53:29.696	1:02.698	+1.885				2	15:53:31.726	1:04.739	+3.291			
3	15:54:30.705	1:01.009	+0.196				3	15:54:34.497	1:02.771	+1.323			
4	15:55:31.649	1:00.944	+0.131				4	15:55:36.535	1:02.038	+0.590			
5	15:56:32.462	1:00.813					5	15:56:38.755	1:02.220	+0.772			
6	15:57:34.983	1:02.521	+1.708				6	15:57:41.973	1:03.218	+1.770			
7	15:58:36.640	1:01.657	+0.844				7	15:58:44.112	1:02.139	+0.691			
8	15:59:37.460	1:00.820	+0.007				8	15:59:46.626	1:02.514	+1.066			
9	16:00:39.179	1:01.719	+0.906				9	16:00:48.558	1:01.932	+0.484			
10	16:01:41.119	1:01.940	+1.127				10	16:01:50.064	1:01.506	+0.058			
11	16:02:42.404	1:01.285	+0.472				11	16:02:52.143	1:02.079	+0.631			
12	16:03:44.176	1:01.772	+0.959				12	16:03:54.957	1:02.814	+1.366			
13	16:04:45.902	1:01.726	+0.913				13	16:04:56.633	1:01.676	+0.228			
14	16:05:48.840	1:02.938	+2.125				14	16:05:58.081	1:01.448				
15	16:06:50.387	1:01.547	+0.734				15	16:06:59.900	1:01.819	+0.371			
16	16:07:51.878	1:01.491	+0.678				16	16:08:01.747	1:01.847	+0.399			
(512) Kevin Verner							(7) Tommy Laugesen						
1	15:52:23.119	1:03.964	+3.023				1	15:52:36.798	1:03.821	+3.152			
2	15:53:24.899	1:01.780	+0.839				2	15:53:40.295	1:03.497	+2.828			
3	15:54:27.698	1:02.799	+1.858				3	15:54:41.791	1:01.496	+0.827			
4	15:55:29.435	1:01.737	+0.796				4	15:55:42.957	1:01.166	+0.497			
5	15:56:31.578	1:02.143	+1.202				5	15:56:44.715	1:01.758	+1.089			
6	15:57:34.616	1:03.038	+2.097				6	15:57:46.039	1:01.324	+0.655			
7	15:58:36.145	1:01.529	+0.588				7	15:58:47.486	1:01.447	+0.778			
8	15:59:37.086	1:00.941					8	15:59:48.155	1:00.669				
9	16:00:39.433	1:02.347	+1.406				9	16:00:49.756	1:01.601	+0.932			
10	16:01:41.964	1:02.531	+1.590				10	16:01:52.909	1:03.153	+2.484			
11	16:02:43.581	1:01.617	+0.676				11	16:02:55.477	1:02.568	+1.899			
12	16:03:45.433	1:01.852	+0.911				12	16:03:56.554	1:01.077	+0.408			
13	16:04:46.732	1:01.299	+0.358				13	16:04:58.691	1:02.137	+1.468			
14	16:05:49.073	1:02.341	+1.400				14	16:06:00.356	1:01.665	+0.996			
15	16:06:50.799	1:01.726	+0.785				15	16:07:02.785	1:02.429	+1.760			
16	16:07:52.413	1:01.614	+0.673				16	16:08:03.762	1:00.977	+0.308			
(201) Martin Vedel Mortensen							(47) Nicole Rasmussen						
1	15:52:24.221	1:04.531	+3.322				1	15:52:30.296	1:07.700	+6.444			
2	15:53:26.122	1:01.901	+0.692				2	15:53:35.422	1:05.126	+3.870			
3	15:54:28.409	1:02.287	+1.078				3	15:54:38.354	1:02.932	+1.676			
4	15:55:31.995	1:03.586	+2.377				4	15:55:40.698	1:02.344	+1.088			
5	15:56:33.555	1:01.560	+0.351				5	15:56:42.544	1:01.846	+0.590			
6	15:57:35.408	1:01.853	+0.644				6	15:57:44.113	1:01.569	+0.313			
7	15:58:36.999	1:01.591	+0.382				7	15:58:45.644	1:01.531	+0.275			
8	15:59:38.290	1:01.291	+0.082				8	15:59:47.098	1:01.454	+0.198			
9	16:00:39.499	1:01.209					9	16:00:49.132	1:02.034	+0.778			
10	16:01:42.537	1:03.038	+1.829				10	16:01:52.175	1:03.043	+1.787			
11	16:02:44.186	1:01.649	+0.440				11	16:02:54.178	1:02.003	+0.747			
12	16:03:45.732	1:01.546	+0.337				12	16:03:55.800	1:01.622	+0.366			
13	16:04:47.484	1:01.752	+0.543				13	16:04:59.322	1:03.522	+2.266			
14	16:05:49.777	1:02.293	+1.084				14	16:06:00.860	1:01.538	+0.282			
15	16:06:51.608	1:01.831	+0.622				15	16:07:03.542	1:02.682	+1.426			
16	16:07:53.368	1:01.760	+0.551				16	16:08:04.798	1:01.256				
(31) Nicki Kristensen							(9) Michael Bergmann						
1	15:52:27.889	1:05.794	+4.364				1	15:52:26.452	1:06.201	+4.515			
2	15:53:31.074	1:03.185	+1.755				2	15:53:30.361	1:03.909	+2.223			
3	15:54:33.940	1:02.866	+1.436				3	15:54:33.102	1:02.741	+1.055			
4	15:55:37.008	1:03.068	+1.638				4	15:55:35.352	1:02.250	+0.564			
							5	15:56:37.513	1:02.161	+0.475			
							6	15:57:39.199	1:01.686				

FTZ Padborg Open

Danish Supertourisme Turbo

Padborg Park 2,150 km

Heat 2

2017.04.30. 15:40

Race (15:00 and 1 Laps) started at 15:51:04

Lap	Time of Day	Lap Tm	Diff	S1 Tm	S2 Tm	S3 Tm	Lap	Time of Day	Lap Tm	Diff	S1 Tm	S2 Tm	S3 Tm
7	15:58:41.038	1:01.839	+0.153										
8	15:59:43.018	1:01.980	+0.294										
9	16:00:45.651	1:02.633	+0.947										
10	16:01:48.253	1:02.602	+0.916										
11	16:02:51.867	1:03.614	+1.928										
12	16:03:55.484	1:03.617	+1.931										
13	16:04:57.883	1:02.399	+0.713										
14	16:06:00.060	1:02.177	+0.491										
15	16:07:05.372	1:05.312	+3.626										
16	16:08:07.737	1:02.365	+0.679										

(8) Morten Troelsen

1	15:52:27.541	1:06.362	+4.408
2	15:53:30.673	1:03.132	+1.178
3	15:54:33.568	1:02.895	+0.941
4	15:55:35.923	1:02.355	+0.401
5	15:56:37.877	1:01.954	
6	15:57:39.864	1:01.987	+0.033
7	15:58:41.981	1:02.117	+0.163
8	15:59:44.992	1:03.011	+1.057
9	16:00:48.279	1:03.287	+1.333
10	16:01:52.509	1:04.230	+2.276
11	16:02:56.807	1:04.298	+2.344
12	16:04:00.000	1:03.193	+1.239
13	16:05:02.930	1:02.930	+0.976
14	16:06:06.421	1:03.491	+1.537
15	16:07:09.342	1:02.921	+0.967
16	16:08:12.651	1:03.309	+1.355

(71) Carsten Lorenzen

1	15:52:30.438	1:08.070	+6.338
2	15:53:35.002	1:04.564	+2.832
3	15:54:38.828	1:03.826	+2.094
4	15:55:42.310	1:03.482	+1.750
5	15:56:45.539	1:03.229	+1.497
6	15:57:47.878	1:02.339	+0.607
7	15:58:50.844	1:02.966	+1.234
8	15:59:54.013	1:03.169	+1.437
9	16:00:56.425	1:02.412	+0.680
10	16:01:58.598	1:02.173	+0.441
11	16:03:01.423	1:02.825	+1.093
12	16:04:03.653	1:02.230	+0.498
13	16:05:06.798	1:03.145	+1.413
14	16:06:09.437	1:02.639	+0.907
15	16:07:11.169	1:01.732	
16	16:08:13.879	1:02.710	+0.978

(30) Mikkel Bang

1	15:52:21.692	1:03.113	+1.310
2	15:53:23.945	1:02.253	+0.450
3	15:54:25.795	1:01.850	+0.047
4	15:55:28.070	1:02.275	+0.472
5	15:56:30.612	1:02.542	+0.739
6	15:57:32.990	1:02.378	+0.575
7	16:01:06.113	3:33.123	+2:31.320
p8	16:02:28.565	1:22.452	+20.649
9	16:05:23.473	2:54.908	+1:53.105
10	16:06:25.486	1:02.013	+0.210
11	16:07:27.289	1:01.803	
12	16:08:33.300	1:06.011	+4.208

These results are provisional, until the conclusion of any judicial and technical inquiries.

Orbits

Hans-Jorn Sogaard Andersen
Clerk of the Course

Attila Boros
Chief Timekeeper

CHRONOMOTO
TIMING

FTZ Padborg Open

Danish Supertourisme Turbo

Padborg Park 2,150 km

Heat 3

2017.04.30. 16:30

Race (15:00 and 1 Laps)

POLE POSITION

1	1 14 Kevin Rossel	2 48 Frederik Nymark
2	3 44 Kenneth Jensen	4 21 Jesper Egebart
3	5 512 Kevin Verner	6 17 Michel Nykjaer
4	7 97 Ole Petersen	8 49 Rene Rasmussen
5	9 28 Nicolaj Moller Madsen	10 201 Martin Vedel Mortensen
6	11 50 Christian Loft	12 7 Tommy Laugesen
7	13 11 Martin Andersen	14 30 Mikkel Bang
8	15 23 Kristian Thorsen	16 31 Nicki Kristensen
9	17 9 Michael Bergmann	18 47 Nicole Rasmussen
10	19 8 Morten Troelsen	20 71 Carsten Lorenzen

FTZ Padborg Open

Sorted on Laps

Danish Supertourisme Turbo

Padborg Park 2,150 km

Heat 3

2017.04.30. 16:30

Race (15:00 and 1 Laps) started at 16:41:01

Pos	No.	Name	Nat.	Car	Class	Laps	Total Tm	Diff	Gap	Best Tm
1	48	Frederik Nymark	DNK	BMW DST V6	DST Pro	15	16:34.577			59.869
2	28	Nicolaj Moller Madsen	DNK	DST V6	DST Pro	15	16:35.605	1.028	1.028	59.763
3	14	Kevin Rossel	DNK	BMW	DST Pro	15	16:36.421	1.844	0.816	1:00.020
4	97	Ole Petersen	DNK	Supertourisme Mercedes	DST Pro	15	16:36.843	2.266	0.422	1:00.017
5	44	Kenneth Jensen	DNK	Mitjet Supertourisme V6	DST Pro	15	16:37.400	2.823	0.557	1:00.243
6	512	Kevin Verner	DNK	Mitjet DST BMW	DST Pro	15	16:38.743	4.166	1.343	1:00.345
7	11	Martin Andersen	DNK	SuperTourisme BMW M4	DST Pro	15	16:42.582	8.005	3.839	1:00.547
8	50	Christian Loft	DNK	Mitjet BMW	DST AM	15	16:45.788	11.211	3.206	1:00.889
9	49	Rene Rasmussen	DNK	BMW Supertourisme	DST AM	15	16:46.190	11.613	0.402	1:00.912
10	31	Nicki Kristensen	DNK	Supertourisme BMW	DST Pro	15	16:46.890	12.313	0.700	1:00.871
11	7	Tommy Laugesen	DNK	SuperTourisme BMW Turl	DST AM	15	16:47.513	12.936	0.623	1:00.945
12	8	Morten Troelsen	DNK	BMW M3	DST AM	15	16:51.186	16.609	3.673	1:02.187
13	71	Carsten Lorenzen	DNK	Supertourisme BMW	DST AM	15	16:55.136	20.559	3.950	1:02.460
14	47	Nicole Rasmussen	DNK	BMW Supertourisme	DST AM	15	16:56.005	21.428	0.869	1:01.931
15	30	Mikkel Bang	DNK	Mercedes SuperTourisme	DST Pro	14	16:50.505	1 Lap	1 Lap	1:00.969
16	21	Jesper Egebart	DNK	SuperTourisme	DST Pro	13	16:41.104	2 Laps	1 Lap	1:00.509
17	201	Martin Vedel Mortensen	DNK	Supertourisme V6	DST Pro	11	12:37.393	4 Laps	2 Laps	1:00.647

Not classified (75% = 11 Laps)

	23	Kristian Thorsen	DNK	Supertourisme	DST AM	10	13:13.563	5 Laps	1 Lap	1:02.457
DNS	17	Michel Nykjaer	DNK	Super Tourisme KIA	DST Pro			DNS		
DQ	9	Michael Bergmann	DNK	Mitjet Supertourisme V6	DST AM	7	9:09.924	DQ		1:02.430

Announcements

#9 - Disqualified - leaving the pit before end of the race

Margin of Victory	Avg. Speed	Best Lap Tm	Best Speed	Best Lap by
1.028	116,733	59.763	129,512	28 - Nicolaj Moller Madsen

Orbits

These results are provisional, until the conclusion of any judicial and technical inquiries.



Hans-Jorn Sogaard Andersen
Clerk of the Course



Attila Boros
Chief Timekeeper



CHRONOMOTO
TIMING

FTZ Padborg Open

Sorted on Laps

Danish Supertourisme Turbo

Padborg Park 2,150 km

Heat 3

2017.04.30. 16:30

Race (15:00 and 1 Laps) started at 16:41:01

Pos	No.	Name	Nat.	Car	Class	Laps	Total Tm	Diff	Gap	Best Tm
DST AM										
1	50	Christian Loft	DNK	Mitjet BMW	DST AM	15	16:45.788			1:00.889
2	49	Rene Rasmussen	DNK	BMW Supertourisme	DST AM	15	16:46.190	0.402	0.402	1:00.912
3	7	Tommy Laugesen	DNK	SuperTourisme BMW Turl	DST AM	15	16:47.513	1.725	1.323	1:00.945
4	8	Morten Troelsen	DNK	BMW M3	DST AM	15	16:51.186	5.398	3.673	1:02.187
5	71	Carsten Lorenzen	DNK	Supertourisme BMW	DST AM	15	16:55.136	9.348	3.950	1:02.460
6	47	Nicole Rasmussen	DNK	BMW Supertourisme	DST AM	15	16:56.005	10.217	0.869	1:01.931

Not classified (75% = 11 Laps)

23		Kristian Thorsen	DNK	Supertourisme	DST AM	10	13:13.563	5 Laps	5 Laps	1:02.457
DQ	9	Michael Bergmann	DNK	Mitjet Supertourisme V6	DST AM	7	9:09.924	DQ		1:02.430

DST Pro

1	48	Frederik Nymark	DNK	BMW DST V6	DST Pro	15	16:34.577			59.869
2	28	Nicolaj Moller Madsen	DNK	DST V6	DST Pro	15	16:35.605	1.028	1.028	59.763
3	14	Kevin Rossel	DNK	BMW	DST Pro	15	16:36.421	1.844	0.816	1:00.020
4	97	Ole Petersen	DNK	Supertourisme Mercedes	DST Pro	15	16:36.843	2.266	0.422	1:00.017
5	44	Kenneth Jensen	DNK	Mitjet Supertourisme V6	DST Pro	15	16:37.400	2.823	0.557	1:00.243
6	512	Kevin Verner	DNK	Mitjet DST BMW	DST Pro	15	16:38.743	4.166	1.343	1:00.345
7	11	Martin Andersen	DNK	SuperTourisme BMW M4	DST Pro	15	16:42.582	8.005	3.839	1:00.547
8	31	Nicki Kristensen	DNK	Supertourisme BMW	DST Pro	15	16:46.890	12.313	4.308	1:00.871
9	30	Mikkel Bang	DNK	Mercedes SuperTourisme	DST Pro	14	16:50.505	1 Lap	1 Lap	1:00.969
10	21	Jesper Egebart	DNK	SuperTourisme	DST Pro	13	16:41.104	2 Laps	1 Lap	1:00.509
11	201	Martin Vedel Mortensen	DNK	Supertourisme V6	DST Pro	11	12:37.393	4 Laps	2 Laps	1:00.647

Not classified (75% = 11 Laps)

DNS	17	Michel Nykjaer	DNK	Super Tourisme KIA	DST Pro			DNS		
-----	----	----------------	-----	--------------------	---------	--	--	-----	--	--

Announcements

#9 - Disqualified - leaving the pit before end of the race

Margin of Victory	Avg. Speed	Best Lap Tm	Best Speed	Best Lap by
1.028	116,733	59.763	129,512	28 - Nicolaj Moller Madsen

Orbits

These results are provisional, until the conclusion of any judicial and technical inquiries.



Hans-Jorn Sogaard Andersen
Clerk of the Course



Attila Boros
Chief Timekeeper



CHRONOMOTO
TIMING

FTZ Padborg Open

Danish Supertourisme Turbo

Padborg Park 2,150 km

Heat 3

2017.04.30. 16:30

Race (15:00 and 1 Laps) started at 16:41:01

Lap	Time of Day	Lap Tm	Diff	S1 Tm	S2 Tm	S3 Tm	Lap	Time of Day	Lap Tm	Diff	S1 Tm	S2 Tm	S3 Tm
(48) Frederik Nymark							5	16:46:26.105	1:01.527	+1.284			
1	16:42:19.034	1:01.551	+1.682				6	16:47:26.615	1:00.510	+0.267			
2	16:43:19.689	1:00.655	+0.786				7	16:48:26.858	1:00.243				
3	16:44:20.750	1:01.061	+1.192				8	16:49:29.300	1:02.442	+2.199			
4	16:45:20.692	59.942	+0.073				9	16:51:10.234	1:40.934	+40.691			
5	16:46:20.561	59.869					10	16:52:35.395	1:25.161	+24.918			
6	16:47:21.114	1:00.553	+0.684				11	16:53:36.482	1:01.087	+0.844			
7	16:48:21.253	1:00.139	+0.270				12	16:54:37.065	1:00.583	+0.340			
8	16:49:23.525	1:02.272	+2.403				13	16:55:37.513	1:00.448	+0.205			
9	16:51:08.277	1:44.752	+44.883				14	16:56:38.158	1:00.645	+0.402			
10	16:52:33.900	1:25.623	+25.754				15	16:57:38.715	1:00.557	+0.314			
11	16:53:33.891	59.991	+0.122				(512) Kevin Verner						
12	16:54:33.895	1:00.004	+0.135				1	16:42:20.820	1:02.426	+2.081			
13	16:55:34.154	1:00.259	+0.390				2	16:43:24.116	1:03.296	+2.951			
14	16:56:34.725	1:00.571	+0.702				3	16:44:24.693	1:00.577	+0.232			
15	16:57:35.892	1:01.167	+1.298				4	16:45:25.442	1:00.749	+0.404			
(28) Nicolaj Moller Madsen							5	16:46:26.298	1:00.856	+0.511			
1	16:42:21.069	1:02.385	+2.622				6	16:47:27.161	1:00.863	+0.518			
2	16:43:22.688	1:01.619	+1.856				7	16:48:27.804	1:00.643	+0.298			
3	16:44:22.563	59.875	+0.112				8	16:49:31.899	1:04.095	+3.750			
4	16:45:22.983	1:00.420	+0.657				9	16:51:11.079	1:39.180	+38.835			
5	16:46:22.785	59.802	+0.039				10	16:52:35.558	1:24.479	+24.134			
6	16:47:23.662	1:00.877	+1.114				11	16:53:37.328	1:01.770	+1.425			
7	16:48:23.826	1:00.164	+0.401				12	16:54:37.796	1:00.468	+0.123			
8	16:49:25.031	1:01.205	+1.442				13	16:55:38.141	1:00.345				
9	16:51:09.197	1:44.166	+44.403				14	16:56:38.747	1:00.606	+0.261			
10	16:52:34.605	1:25.408	+25.645				15	16:57:40.058	1:01.311	+0.966			
11	16:53:35.141	1:00.536	+0.773				(11) Martin Andersen						
12	16:54:34.904	59.763					1	16:42:25.539	1:03.170	+2.623			
13	16:55:35.961	1:01.057	+1.294				2	16:43:27.589	1:02.050	+1.503			
14	16:56:36.628	1:00.667	+0.904				3	16:44:29.614	1:02.025	+1.478			
15	16:57:36.920	1:00.292	+0.529				4	16:45:30.378	1:00.764	+0.217			
(14) Kevin Rossel							5	16:46:31.155	1:00.777	+0.230			
1	16:42:18.668	1:01.481	+1.461				6	16:47:31.702	1:00.547				
2	16:43:19.479	1:00.811	+0.791				7	16:48:32.456	1:00.754	+0.207			
3	16:44:21.069	1:01.590	+1.570				8	16:49:37.056	1:04.600	+4.053			
4	16:45:21.732	1:00.663	+0.643				9	16:51:13.767	1:36.711	+36.164			
5	16:46:21.919	1:00.187	+0.167				10	16:52:37.210	1:23.443	+22.896			
6	16:47:22.285	1:00.366	+0.346				11	16:53:39.335	1:02.125	+1.578			
7	16:48:22.305	1:00.020					12	16:54:41.187	1:01.852	+1.305			
8	16:49:24.605	1:02.300	+2.280				13	16:55:42.196	1:01.009	+0.462			
9	16:51:08.671	1:44.066	+44.046				14	16:56:43.102	1:00.906	+0.359			
10	16:52:34.316	1:25.645	+25.625				15	16:57:43.897	1:00.795	+0.248			
11	16:53:34.579	1:00.263	+0.243				(50) Christian Loft						
12	16:54:34.608	1:00.029	+0.009				1	16:42:23.108	1:03.252	+2.363			
13	16:55:36.400	1:01.792	+1.772				2	16:43:25.409	1:02.301	+1.412			
14	16:56:37.355	1:00.955	+0.935				3	16:44:26.298	1:00.889				
15	16:57:37.736	1:00.381	+0.361				4	16:45:27.306	1:01.008	+0.119			
(97) Ole Petersen							5	16:46:28.406	1:01.100	+0.211			
1	16:42:20.410	1:02.074	+2.057				6	16:47:29.351	1:00.945	+0.056			
2	16:43:23.190	1:02.780	+2.763				7	16:48:30.256	1:00.905	+0.016			
3	16:44:23.678	1:00.488	+0.471				8	16:49:35.306	1:05.050	+4.161			
4	16:45:24.296	1:00.618	+0.601				9	16:51:13.173	1:37.867	+36.978			
5	16:46:25.244	1:00.948	+0.931				10	16:52:36.901	1:23.728	+22.839			
6	16:47:25.568	1:00.324	+0.307				11	16:53:39.049	1:02.148	+1.259			
7	16:48:25.779	1:00.211	+0.194				12	16:54:41.613	1:02.564	+1.675			
8	16:49:27.359	1:01.580	+1.563				13	16:55:43.558	1:01.945	+1.056			
9	16:51:09.874	1:42.515	+42.498				14	16:56:45.226	1:01.668	+0.779			
10	16:52:35.134	1:25.260	+25.243				15	16:57:47.103	1:01.877	+0.988			
11	16:53:35.684	1:00.550	+0.533				(49) Rene Rasmussen						
12	16:54:35.701	1:00.017					1	16:42:22.721	1:03.125	+2.213			
13	16:55:36.899	1:01.198	+1.181				2	16:43:25.726	1:03.005	+2.093			
14	16:56:37.750	1:00.851	+0.834				3	16:44:27.004	1:01.278	+0.366			
15	16:57:38.158	1:00.408	+0.391				4	16:45:27.982	1:00.978	+0.066			
(44) Kenneth Jensen							5	16:46:28.894	1:00.912				
1	16:42:20.053	1:02.118	+1.875				6	16:47:30.080	1:01.186	+0.274			
2	16:43:21.670	1:01.617	+1.374				7	16:49:06.148	1:36.068	+35.156			
3	16:44:22.365	1:00.695	+0.452				8	16:50:08.389	1:02.241	+1.329			
4	16:45:24.578	1:02.213	+1.970				9	16:51:16.941	1:08.552	+7.640			
							10	16:52:39.190	1:22.249	+21.337			

Orbits

These results are provisional, until the conclusion of any judicial and technical inquiries.

Hans-Jorn Sogaard Andersen
Clerk of the Course

Attila Boros
Chief Timekeeper

FTZ Padborg Open

Danish Supertourisme Turbo

Padborg Park 2,150 km

Heat 3

2017.04.30. 16:30

Race (15:00 and 1 Laps) started at 16:41:01

Lap	Time of Day	Lap Tm	Diff
11	16:53:40.929	1:01.739	+0.827
12	16:54:42.049	1:01.120	+0.208
13	16:55:44.092	1:02.043	+1.131
14	16:56:45.998	1:01.906	+0.994
15	16:57:47.505	1:01.507	+0.595

(31) Nicki Kristensen

1	16:42:23.739	1:03.338	+2.467
2	16:43:26.748	1:03.009	+2.138
3	16:44:28.753	1:02.005	+1.134
4	16:45:30.689	1:01.936	+1.065
5	16:46:31.758	1:01.069	+0.198
6	16:47:32.629	1:00.871	
7	16:48:33.564	1:00.935	+0.064
8	16:49:38.064	1:04.500	+3.629
9	16:51:14.413	1:36.349	+35.478
10	16:52:37.616	1:23.203	+22.332
11	16:53:39.772	1:02.156	+1.285
12	16:54:41.625	1:01.853	+0.982
13	16:55:44.584	1:02.959	+2.088
14	16:56:46.504	1:01.920	+1.049
15	16:57:48.205	1:01.701	+0.830

(7) Tommy Laugesen

1	16:42:24.736	1:03.974	+3.029
2	16:43:27.837	1:03.101	+2.156
3	16:44:30.415	1:02.578	+1.633
4	16:45:31.427	1:01.012	+0.067
5	16:46:32.513	1:01.086	+0.141
6	16:47:33.458	1:00.945	
7	16:48:34.750	1:01.292	+0.347
8	16:49:39.245	1:04.495	+3.550
9	16:51:15.127	1:35.882	+34.937
10	16:52:38.208	1:23.081	+22.136
11	16:53:40.463	1:02.255	+1.310
12	16:54:42.572	1:02.109	+1.164
13	16:55:45.317	1:02.745	+1.800
14	16:56:47.011	1:01.694	+0.749
15	16:57:48.828	1:01.817	+0.872

(8) Morten Troelsen

1	16:42:29.583	1:04.775	+2.588
2	16:43:32.693	1:03.110	+0.923
3	16:44:35.441	1:02.748	+0.561
4	16:45:38.573	1:03.132	+0.945
5	16:46:41.406	1:02.833	+0.646
6	16:47:44.446	1:03.040	+0.853
7	16:48:50.399	1:05.953	+3.766
8	16:49:56.971	1:06.572	+4.385
9	16:51:15.630	1:18.659	+16.472
10	16:52:38.849	1:23.219	+21.032
11	16:53:42.460	1:03.611	+1.424
12	16:54:45.498	1:03.038	+0.851
13	16:55:47.976	1:02.478	+0.291
14	16:56:50.163	1:02.187	
15	16:57:52.501	1:02.338	+0.151

(71) Carsten Lorenzen

1	16:42:29.986	1:04.584	+2.124
2	16:43:33.583	1:03.597	+1.137
3	16:44:36.340	1:02.757	+0.297
4	16:45:39.753	1:03.413	+0.953
5	16:46:42.630	1:02.877	+0.417
6	16:47:45.090	1:02.460	
7	16:48:53.106	1:08.016	+5.556
8	16:49:58.069	1:04.963	+2.503
9	16:51:16.430	1:18.361	+15.901
10	16:52:39.766	1:23.336	+20.876
11	16:53:43.821	1:04.055	+1.595
12	16:54:47.190	1:03.369	+0.909
13	16:55:51.001	1:03.811	+1.351
14	16:56:53.725	1:02.724	+0.264
15	16:57:56.451	1:02.726	+0.266

Lap	Time of Day	Lap Tm	Diff
(47) Nicole Rasmussen			
1	16:42:26.527	1:04.607	+2.676
2	16:43:29.970	1:03.443	+1.512
3	16:44:31.901	1:01.931	
4	16:45:34.690	1:02.789	+0.858
5	16:46:38.367	1:03.677	+1.746
6	16:47:40.795	1:02.428	+0.497
7	16:49:16.221	1:35.426	+33.495
8	16:50:22.759	1:06.538	+4.607
9	16:51:25.448	1:02.689	+0.758
10	16:52:40.845	1:15.397	+13.466
11	16:53:44.111	1:03.266	+1.335
12	16:54:47.354	1:03.243	+1.312
13	16:55:51.380	1:04.026	+2.095
14	16:56:54.140	1:02.760	+0.829
15	16:57:57.320	1:03.180	+1.249

(30) Mikkel Bang

1	16:42:23.381	1:03.233	+2.264
2	16:43:26.148	1:02.767	+1.798
3	16:44:27.445	1:01.297	+0.328
4	16:45:28.768	1:01.323	+0.354
5	16:46:29.737	1:00.969	
6	16:47:30.738	1:01.001	+0.032
p7	16:48:56.428	1:25.690	+24.721
8	16:51:18.919	2:22.491	+1:21.522
9	16:52:39.964	1:21.045	+20.076
10	16:53:42.863	1:02.899	+1.930
11	16:54:45.193	1:02.330	+1.361
12	16:55:47.333	1:02.140	+1.171
13	16:56:49.035	1:01.702	+0.733
14	16:57:51.820	1:02.785	+1.816

(21) Jesper Egebart

1	16:42:19.806	1:02.072	+1.563
p2	16:43:57.779	1:37.973	+37.464
3	16:46:27.195	2:29.416	+1:28.907
4	16:47:28.074	1:00.879	+0.370
5	16:48:28.698	1:00.624	+0.115
6	16:49:33.046	1:04.348	+3.839
7	16:51:11.702	1:38.656	+38.147
8	16:52:36.039	1:24.337	+23.828
9	16:53:37.645	1:01.606	+1.097
10	16:54:38.154	1:00.509	
11	16:55:38.874	1:00.720	+0.211
12	16:56:40.762	1:01.888	+1.379
13	16:57:42.419	1:01.657	+1.148

(201) Martin Vedel Mortensen

1	16:42:22.131	1:02.879	+2.232
2	16:43:24.399	1:02.268	+1.621
3	16:44:25.701	1:01.302	+0.655
4	16:45:27.004	1:01.303	+0.656
5	16:46:27.918	1:00.914	+0.267
6	16:47:28.565	1:00.647	
7	16:48:29.296	1:00.731	+0.084
8	16:49:33.822	1:04.526	+3.879
9	16:51:12.340	1:38.518	+37.871
10	16:52:36.477	1:24.137	+23.490
11	16:53:38.708	1:02.231	+1.584

(23) Kristian Thorsen

1	16:42:27.434	1:03.074	+0.617
2	16:43:31.525	1:04.091	+1.634
3	16:44:33.982	1:02.457	
4	16:45:36.593	1:02.611	+0.154
5	16:46:39.692	1:03.099	+0.642
6	16:47:42.154	1:02.462	+0.005
p7	16:49:27.537	1:45.383	+42.926
8	16:51:52.978	2:25.441	+1:22.984
9	16:52:56.218	1:03.240	+0.783
p10	16:54:14.878	1:18.660	+16.203

(9) Michael Bergmann

FTZ Padborg Open

Danish Supertourisme Turbo

Padborg Park 2,150 km

Heat 3

2017.04.30. 16:30

Race (15:00 and 1 Laps) started at 16:41:01

Lap	Time of Day	Lap Tm	Diff	S1 Tm	S2 Tm	S3 Tm	Lap	Time of Day	Lap Tm	Diff	S1 Tm	S2 Tm	S3 Tm
1	16:42:25.972	1:04.722	+2.292										
2	16:43:28.705	1:02.733	+0.303										
3	16:44:31.443	1:02.738	+0.308										
4	16:45:35.141	1:03.698	+1.268										
5	16:46:37.965	1:02.824	+0.394										
6	16:47:40.395	1:02.430											
p7	16:50:11.239	2:30.844	+1:28.414										

These results are provisional, until the conclusion of any judicial and technical inquiries.

Orhite

Hans-Jorn Sogaard Andersen
 Clerk of the Course

Attila Boros
 Chief Timekeeper



FTZ Padborg Open

Sorted on Best Lap time

Legend Car Cup

Padborg Park 2,150 km

Starting List - MODIFIED

2016.04.28. 18:00

Practice

Pos	No.	Name	Nat.	Driver Lic.	Competitor	ClubCode	Car	Class
1	2	Poul Bonde	DNK	837	Aarhus Automobil Sport	AAS-027	Ford Legend Car	Legend OB
2	3	Mathias Storbank	DNK	32211	Grindsted Go-Kart Klub	GGK-013	Chevrolet Sedan 37	Legend
3	4	Kasper Bruun	DNK	71291	Motor Sport Sønderjylland	MSS-022	Chevrolet VBBR	Legend
4	5	Frederik Valdemar Schroder	DNK	67619	Motorsport Nordjylland	MNJ-099		Legend
5	8	Bjarne Rasmussen	DNK	69098	Aarhus Automobil Sport	AAS-027	Ford Sedan 37	Legend OB
6	11	Rasmus Villads Andersen	DNK	39657	Aarhus Automobil Sport	AAS-027	Ford Sedan 37	Legend
7	18	Jonas Svensson	DNK	32330	Djursland Motor Klub Autosport	DMKA-006	Chevrolet Sedan 37	Legend
8	21	Michael Sovang Christensen	DNK	4301	Esbjerg Motor Sport Automobilsport	EMSA-050	Chevrolet Sedan 37	Legend
9	22	Lars Kanstrup	DNK	67658	L.U.G	LUG-078	Ford Sedan 37	Legend OB
10	23	Nanna Moller Kanstrup	DNK	41490	L.U.G	LUG-078	Ford Sedan	Legend
11	24	Anders Eriksen	DNK	20283	Aarhus Automobil Sport	AAS-027	Legend Ford 34	Legend OB
12	27	Calle Helbo	DNK	67549	Djursland Motor Klub Autosport	DMKA-006	Chevrolet Coupé 34	Legend
13	36	Torben M Sorensen	DNK	58985	Motor Sport Sønderjylland	MSS-022	Chevrolet Sedan 37	Legend
14	39	Christian Hansen	DNK	77196	Motor Sport Sønderjylland	MSS-022	Ford Coupé	Legend
15	41	Flemming Jensen	DNK	69446	Automobil Sports Klubben Hedeland	ASKH-001	Chevy Sedan 37	Legend OB
16	46	Kim Petersen	DNK	63287	Aarhus Automobil Sport	AAS-027	Ford Coupe	Legend OB
17	52	Sorba Taus Kidmose	DNK	35164	Automobil Sports Klubben Hedeland	ASKH-001	Ford Sedan	Legend OB
18	55	Jacob Ommen	DNK	36449	Motor Sport Sønderjylland	MSS-022		Legend OB
19	63	Freddie Veje	DNK	41539	Automobil Sports Klubben Hedeland	ASKH-001	Ford Sedan 37	Legend OB
20	87	Henrik Vejen	DNK	14194	Automobil Sports Klubben Hedeland	ASKH-001	Ford Sedan	Legend OB
21	94	Anders Elkjaer	DNK	902	Aarhus Automobil Sport	AAS-027	Ford Coupe 34	Legend
22	95	Mads Andersen	DNK	64912	Motorsport Nordjylland	MNJ-099	Chevy 34	Legend
23	114	Kristian V. Rasmussen	DNK	31556	Danish Racing Club	DARC-046	Chevrolet Coupe 37	Legend
24	133	Mirza Ahmetagic	DNK	50180	Djursland Motor Klub Autosport	DMKA-006	Dodge Coupé	Legend
25	166	Mikael Petersen	DNK	82255	Automobil Sports Klubben Hedeland	ASKH-001	Legend Ford	Legend
26	177	Lars Bohnensach Ebbesen	DNK	29167	Motor Sport Sønderjylland	MSS-022	Chevrolet Sedan 37	Legend
27	188	Jens Ostergaard Frederiksen	DNK	63062	Motor Sport Sønderjylland	MSS-022	Legend Ford Sedan	Legend OB
28	189	Kim Skov Mortensen	DNK	71689	Motorsport Nordjylland	MNJ-099	Ford Sedan 37	Legend OB
29	277	Trine Bohnensach Ebbesen	DNK	64879	Motor Sport Sønderjylland	MSS-022	Ford Sedan 1937	Legend
30	744	Martin Doktor	DNK	54223	Motor Sport Sønderjylland	MSS-022	Chevy Sedan 37	Legend

FTZ Padborg Open

Legend Car Cup

Padborg Park 2,150 km

Heat 1

2017.04.30. 09:25

Race (15:00 and 1 Laps)

POLE POSITION

Rank	Driver	Time
1	22 Lars Kanstrup	1:11.642
2	52 Sorba Taus Kidmose	1:11.268
3	94 Anders Elkjaer	1:11.250
4	2 Poul Bonde	1:10.981
5	55 Jacob Ommen	1:10.810
6	133 Mirza Ahmetagic	1:10.669
7	41 Flemming Jensen	1:10.600
8	63 Freddie Veje	1:10.472
9	177 Lars Bohnensach Ebbesen	1:10.327
10	5 Frederik Valdemar Schroder	1:10.293
11	39 Christian Hansen	1:10.073
12	87 Henrik Vejen	1:09.912
13	27 Calle Helbo	1:09.825
14	21 Michael Sovang Christensen	1:09.788
15	46 Kim Petersen	1:09.677
16	36 Torben M Sorensen	1:09.522
17	8 Bjarne Rasmussen	1:09.450
18	4 Kasper Bruun	1:09.419
19	18 Jonas Svensson	1:09.075
20	3 Mathias Storbank	1:09.036

These results are provisional, until the conclusion of any judicial and technical inquiries.

Orbits

Hans-Jorn Sogaard Andersen
Clerk of the Course

Attila Boros
Chief Timekeeper

CHRONOMOTO
TIMING

FTZ Padborg Open

Legend Car Cup

Padborg Park 2,150 km

Heat 1

2017.04.30. 09:25

Race (15:00 and 1 Laps)

11

21

189 Kim Skov Mortensen
1:11.790

22

95 Mads Andersen
1:11.807

12

23

188 Jens Ostergaard Frederiksen
1:11.847

24

114 Kristian V. Rasmussen
1:11.981

13

25

744 Martin Doktor
1:12.294

26

11 Rasmus Villads Andersen
1:13.095

14

27

23 Nanna Moller Kanstrup
1:16.000

28

166 Mikael Petersen
1:19.390

15

29

24 Anders Eriksen

30

277 Trine Bohnensach Ebbesen

FTZ Padborg Open

Sorted on Best Lap time

Legend Car Cup

Padborg Park 2,150 km

Warm Up

2017.04.29. 11:45

Practice (10:00 Time) started at 11:45:08

Pos	No.	Name	Nat.	Competitor	Car	Class	Laps	Best Tm	Diff
1	18	Jonas Svensson	DNK	Djursland Motor Klub Autosport	Chevrolet Sedan 37	Legend	8	1:08.585	
2	4	Kasper Bruun	DNK	Motor Sport Sønderjylland	Chevrolet VBBR	Legend	8	1:09.284	0.699
3	3	Mathias Storbak	DNK	Grindsted Go-Kart Klub	Chevrolet Sedan 37	Legend	8	1:09.559	0.974
4	46	Kim Petersen	DNK	Aarhus Automobil Sport	Ford Coupe	Legend OB	8	1:09.811	1.226
5	177	Lars Bohnensach Ebbesen	DNK	Motor Sport Sønderjylland	Chevrolet Sedan 37	Legend	8	1:10.116	1.531
6	39	Christian Hansen	DNK	Motor Sport Sønderjylland	Ford Coupé	Legend	8	1:10.306	1.721
7	36	Torben M Sorensen	DNK	Motor Sport Sønderjylland	Chevrolet Sedan 37	Legend	8	1:10.327	1.742
8	21	Michael Sovang Christensen	DNK	Esbjerg Motor Sport Automobilsport	Chevrolet Sedan 37	Legend	7	1:10.371	1.786
9	5	Frederik Valdemar Schroder	DNK	Motorsport Nordjylland		Legend	8	1:10.495	1.910
10	94	Anders Elkjaer	DNK	Aarhus Automobil Sport	Ford Coupe 34	Legend	8	1:10.497	1.912
11	8	Bjarne Rasmussen	DNK	Aarhus Automobil Sport	Ford Sedan 37	Legend OB	7	1:10.606	2.021
12	27	Calle Helbo	DNK	Djursland Motor Klub Autosport	Chevrolet Coupé 34	Legend	7	1:10.743	2.158
13	87	Henrik Vejen	DNK	Automobil Sports Klubben Hedeland	Ford Sedan	Legend	8	1:10.786	2.201
14	2	Poul Bonde	DNK	Aarhus Automobil Sport	Ford Legend Car	Legend OB	8	1:10.901	2.316
15	133	Mirza Ahmetagic	DNK	Djursland Motor Klub Autosport	Dodge Coupé	Legend	8	1:11.281	2.696
16	63	Freddie Veje	DNK	Automobil Sports Klubben Hedeland	Ford Sedan 37	Legend OB	7	1:11.461	2.876
17	41	Flemming Jensen	DNK		Chevy Sedan 37	Legend	8	1:11.487	2.902
18	52	Sorba Taus Kidmose	DNK	Automobil Sports Klubben Hedeland	Ford Sedan	Legend OB	8	1:11.510	2.925
19	24	Anders Eriksen	DNK	Aarhus Automobil Sport	Legend Ford 34	Legend OB	7	1:11.760	3.175
20	55	Jacob Ommen	DNK			Legend OB	7	1:12.280	3.695
21	189	Kim Skov Mortensen	DNK	Motorsport Nordjylland	Ford Sedan 37	Legend OB	6	1:12.457	3.872
22	95	Mads Andersen	DNK	Motorsport Nordjylland	Chevy 34	Legend	5	1:12.468	3.883
23	188	Jens Ostergaard Frederiksen	DNK	Motor Sport Sønderjylland	Legend Ford Sedan	Legend OB	8	1:12.567	3.982
24	744	Martin Doktor	DNK	Motor Sport Sønderjylland	Chevy Sedan 37	Legend	8	1:13.263	4.678
25	114	Kristian V. Rasmussen	DNK	Danish Racing Club	Chevrolet Coupe 37	Legend	7	1:13.540	4.955
26	22	Lars Kanstrup	DNK	L.U.G	Ford Sedan 37	Legend OB	7	1:13.625	5.040
27	11	Rasmus Villads Andersen	DNK		Ford Sedan 37	Legend	7	1:14.248	5.663
28	277	Trine Bohnensach Ebbesen	DNK	Motor Sport Sønderjylland	Ford Sedan 1937	Legend	7	1:17.391	8.806
29	23	Nanna Moller Kanstrup	DNK	L.U.G	Ford Sedan	Legend	6	1:18.668	10.083
30	166	Mikael Petersen	DNK	Automobil Sports Klubben Hedeland	Legend Ford	Legend	2	1:29.841	21.256

FTZ Padborg Open

Sorted on Best Lap time

Legend Car Cup

Padborg Park 2,150 km

Timed Practice - MODIFIED

2017.04.29. 14:30

Qualifying (20:00 Time) started at 14:32:19

Pos	No.	Name	Nat.	Competitor	Car	Class	Laps	Best Tm	Diff
1	3	Mathias Storbank	DNK	Grindsted Go-Kart Klub	Chevrolet Sedan 37	Legend	15	1:09.036	
2	18	Jonas Svensson	DNK	Djursland Motor Klub Autospor	Chevrolet Sedan 37	Legend	16	1:09.075	0.039
3	4	Kasper Bruun	DNK	Motor Sport Sønderjylland	Chevrolet VBBR	Legend	15	1:09.419	0.383
4	8	Bjarne Rasmussen	DNK	Aarhus Automobil Sport	Ford Sedan 37	Legend OB	17	1:09.450	0.414
5	36	Torben M Sorensen	DNK	Motor Sport Sønderjylland	Chevrolet Sedan 37	Legend	15	1:09.522	0.486
6	46	Kim Petersen	DNK	Aarhus Automobil Sport	Ford Coupe	Legend OB	16	1:09.677	0.641
7	21	Michael Sovang Christensen	DNK	Esbjerg Motor Sport Automobil	Chevrolet Sedan 37	Legend	15	1:09.788	0.752
8	27	Calle Helbo	DNK	Djursland Motor Klub Autospor	Chevrolet Coupé 34	Legend	8	1:09.825	0.789
9	87	Henrik Vejen	DNK	Automobil Sports Klubben Hed	Ford Sedan	Legend OB	16	1:09.912	0.876
10	39	Christian Hansen	DNK	Motor Sport Sønderjylland	Ford Coupé	Legend	13	1:10.073	1.037
11	5	Frederik Valdemar Schroder	DNK	Motorsport Nordjylland		Legend	14	1:10.293	1.257
12	177	Lars Bohnensach Ebbesen	DNK	Motor Sport Sønderjylland	Chevrolet Sedan 37	Legend	16	1:10.327	1.291
13	63	Freddie Veje	DNK	Automobil Sports Klubben Hed	Ford Sedan 37	Legend OB	16	1:10.472	1.436
14	41	Flemming Jensen	DNK		Chevy Sedan 37	Legend OB	17	1:10.600	1.564
15	133	Mirza Ahmetagic	DNK	Djursland Motor Klub Autospor	Dodge Coupé	Legend	15	1:10.669	1.633
16	55	Jacob Ommen	DNK			Legend OB	16	1:10.810	1.774
17	2	Poul Bonde	DNK	Aarhus Automobil Sport	Ford Legend Car	Legend OB	14	1:10.981	1.945
18	94	Anders Elkjaer	DNK	Aarhus Automobil Sport	Ford Coupe 34	Legend	6	1:11.250	2.214
19	52	Sorba Taus Kidmose	DNK	Automobil Sports Klubben Hed	Ford Sedan	Legend OB	16	1:11.268	2.232
20	22	Lars Kanstrup	DNK	L.U.G	Ford Sedan 37	Legend OB	16	1:11.642	2.606
21	189	Kim Skov Mortensen	DNK	Motorsport Nordjylland	Ford Sedan 37	Legend OB	11	1:11.790	2.754
22	95	Mads Andersen	DNK	Motorsport Nordjylland	Chevy 34	Legend	13	1:11.807	2.771
23	188	Jens Ostergaard Frederiksen	DNK	Motor Sport Sønderjylland	Legend Ford Sedan	Legend OB	16	1:11.847	2.811
24	114	Kristian V. Rasmussen	DNK	Danish Racing Club	Chevrolet Coupe 37	Legend	16	1:11.981	2.945
25	744	Martin Doktor	DNK	Motor Sport Sønderjylland	Chevy Sedan 37	Legend	16	1:12.294	3.258
26	11	Rasmus Villads Andersen	DNK		Ford Sedan 37	Legend	15	1:13.095	4.059
27	23	Nanna Moller Kanstrup	DNK	L.U.G	Ford Sedan	Legend	15	1:16.000	6.964
28	166	Mikael Petersen	DNK	Automobil Sports Klubben Hed	Legend Ford	Legend	12	1:19.390	10.354
29	24	Anders Eriksen	DNK	Aarhus Automobil Sport	Legend Ford 34	Legend OB	9		
30	277	Trine Bohnensach Ebbesen	DNK	Motor Sport Sønderjylland	Ford Sedan 1937	Legend			

Announcements

#24 - No transponder

FTZ Padborg Open

Legend Car Cup

Padborg Park 2,150 km

Timed Practice

2017.04.29. 14:30

Qualifying (20:00 Time) started at 14:32:19

Lap	Time of Day	Lap Tm	Diff	S1 Tm	S2 Tm	S3 Tm	Lap	Time of Day	Lap Tm	Diff	S1 Tm	S2 Tm	S3 Tm
12	14:48:44.894	1:16.000		24.461	33.267	18.272							
13	14:50:01.680	1:16.786	+0.786	24.585	33.311	18.890							
14	14:51:19.484	1:17.804	+1.804	24.806	34.202	18.796							
15	14:52:35.564	1:16.080	+0.080	24.601	32.936	18.543							

(166) Mikael Petersen

1	14:35:04.884	1:30.327	+10.937	29.019	41.438	19.870
2	14:36:27.861	1:22.977	+3.587	26.099	36.591	20.287
3	14:37:50.443	1:22.582	+3.192	26.793	36.445	19.344
4	14:39:17.086	1:26.643	+7.253	26.663	38.395	21.585
5	14:40:42.481	1:25.395	+6.005	27.244	36.104	22.047
p6	14:42:22.883	1:40.402	+21.012	26.265	36.693	
7	14:46:10.567	3:47.684	+2:28.294		36.465	19.787
8	14:47:30.629	1:20.062	+0.672	25.736	34.867	19.459
9	14:48:50.019	1:19.390		25.077	34.339	19.974
10	14:50:09.535	1:19.516	+0.126	25.230	34.906	19.380
11	14:51:29.933	1:20.398	+1.008	26.311	35.286	18.801
12	14:52:50.330	1:20.397	+1.007	25.261	35.293	19.843

(24) Anders Eriksen

1	14:36:11.559	1:10.911	59:43.864
2	14:37:24.018	1:12.459	59:42.316
3	14:38:35.381	1:11.363	59:43.412
4	14:46:16.083	7:40.702	53:14.073
5	14:47:29.536	1:13.453	59:41.322
6	14:48:42.341	1:12.805	59:41.970
7	14:49:53.133	1:10.792	59:43.983
8	14:52:14.211	2:21.078	58:33.697
9	14:53:25.506	1:11.295	59:43.480

FTZ Padborg Open

Sorted on Laps

Legend Car Cup

Padborg Park 2,150 km

Heat 1 -MODIFIED

2017.04.30. 09:25

Race (15:00 and 1 Laps) started at 9:27:12

Pos	No.	Name	Nat.	Car	Class	Laps	Total Tm	Diff	Gap	Best Tm	L
1	3	Mathias Storbak	DNK	Chevrolet Sedan 37	Legend	13	17:20.248			1:08.940	
2	18	Jonas Svensson	DNK	Chevrolet Sedan 37	Legend	13	17:24.446	4.198	4.198	1:08.699	
3	36	Torben M Sorensen	DNK	Chevrolet Sedan 37	Legend	13	17:24.550	4.302	0.104	1:09.371	
4	4	Kasper Bruun	DNK	Chevrolet VBBR	Legend	13	17:24.945	4.697	0.395	1:09.147	
5	21	Michael Sovang Christe	DNK	Chevrolet Sedan 37	Legend	13	17:25.246	4.998	0.301	1:09.695	
6	27	Calle Helbo	DNK	Chevrolet Coupé 34	Legend	13	17:25.449	5.201	0.203	1:09.577	
7	5	Frederik Valdemar Schr	DNK		Legend	13	17:26.201	5.953	0.752	1:10.209	
8	52	Sorba Taus Kidmose	DNK	Ford Sedan	Legend OB	13	17:26.654	6.406	0.453	1:11.627	
9	55	Jacob Ommen	DNK		Legend OB	13	17:26.912	6.664	0.258	1:10.650	
10	22	Lars Kanstrup	DNK	Ford Sedan 37	Legend OB	13	17:27.254	7.006	0.342	1:11.907	
11	24	Anders Eriksen	DNK	Legend Ford 34	Legend OB	13	17:27.654	7.406	0.400	1:10.009	
12	95	Mads Andersen	DNK	Chevy 34	Legend	13	17:28.522	8.274	0.868	1:10.553	
13	41	Flemming Jensen	DNK	Chevy Sedan 37	Legend OB	13	17:28.903	8.655	0.381	1:10.028	
14	63	Freddie Veje	DNK	Ford Sedan 37	Legend OB	13	17:29.173	8.925	0.270	1:10.068	
15	114	Kristian V. Rasmussen	DNK	Chevrolet Coupe 37	Legend	13	17:30.438	10.190	1.265	1:10.910	
16	744	Martin Doktor	DNK	Chevy Sedan 37	Legend	13	17:31.381	11.133	0.943	1:11.326	
17	189	Kim Skov Mortensen	DNK	Ford Sedan 37	Legend OB	13	17:31.571	11.323	0.190	1:11.516	
18	188	Jens Ostergaard Frede	DNK	Legend Ford Sedan	Legend OB	13	17:32.787	12.539	1.216	1:12.287	
19	11	Rasmus Villads Anders	DNK	Ford Sedan 37	Legend	13	17:33.503	13.255	0.716	1:13.158	
20	8	Bjarne Rasmussen	DNK	Ford Sedan 37	Legend OB	13	17:34.400	14.152	0.897	1:10.317	
21	277	Trine Bohnensach Ebbe	DNK	Ford Sedan 1937	Legend	13	17:42.421	22.173	8.021	1:15.532	
22	23	Nanna Moller Kanstrup	DNK	Ford Sedan	Legend	12	17:26.006	1 Lap	1 Lap	1:15.610	
23	2	Poul Bonde	DNK	Ford Legend Car	Legend OB	12	17:34.682	1 Lap	8.676	1:11.593	
24	166	Mikael Petersen	DNK	Legend Ford	Legend	12	17:36.803	1 Lap	2.121	1:17.286	
25	39	Christian Hansen	DNK	Ford Coupé	Legend	9	10:56.052	4 Laps	3 Laps	1:09.413	

Not classified (75% = 9 Laps)

177	Lars Bohnensach Ebbe	DNK	Chevrolet Sedan 37	Legend	3	4:21.870	10 Laps	6 Laps	1:11.401	
DNS	133	Mirza Ahmetagic	DNK	Dodge Coupé	Legend			DNS		
DQ	94	Anders Elkjaer	DNK	Ford Coupe 34	Legend	13	17:21.228	DQ		1:09.470
DQ	46	Kim Petersen	DNK	Ford Coupe	Legend OB	13	17:21.469	DQ		1:09.319
DQ	87	Henrik Vejen	DNK	Ford Sedan	Legend OB	13	17:41.986	DQ		1:09.276

Announcements

Start #166 - Folger ikke op efter safetycar. 2 traebaner konverteres til en tidsstraf paa 6 sekunder. / To much spare to the safetycar. 2 penaltylines = 6 seconds time penalty.
 Start #87 - Overhaling under safetycar. Stop and go konverteres til en tidsstraf paa 20 sekunder. / Overtaking behind safetycar. Stop and go = 20 seconds time penalty.
 #46, #87, #94 - Disqualified - Overtaking behind Safetycar

Margin of Victory	Avg. Speed	Best Lap Tm	Best Speed	Best Lap by
4.198	96,727	1:08.699	112,665	18 - Jonas Svensson

Orbits

These results are provisional, until the conclusion of any judicial and technical inquiries.



Hans-Jorn Sogaard Andersen
Clerk of the Course



Attila Boros
Chief Timekeeper



CHRONOMOTO
TIMING

FTZ Padborg Open

Sorted on Laps

Legend Car Cup

Padborg Park 2,150 km

Heat 1 -MODIFIED

2017.04.30. 09:25

Race (15:00 and 1 Laps) started at 9:27:12

Pos	No.	Name	Nat.	Car	Class	Laps	Total Tm	Diff	Gap	Best Tm	L
Legend											
1	3	Mathias Storbank	DNK	Chevrolet Sedan 37	Legend	13	17:20.248			1:08.940	
2	18	Jonas Svensson	DNK	Chevrolet Sedan 37	Legend	13	17:24.446	4.198	4.198	1:08.699	
3	36	Torben M Sorensen	DNK	Chevrolet Sedan 37	Legend	13	17:24.550	4.302	0.104	1:09.371	
4	4	Kasper Bruun	DNK	Chevrolet VBBR	Legend	13	17:24.945	4.697	0.395	1:09.147	
5	21	Michael Sovang Christe	DNK	Chevrolet Sedan 37	Legend	13	17:25.246	4.998	0.301	1:09.695	
6	27	Calle Helbo	DNK	Chevrolet Coupé 34	Legend	13	17:25.449	5.201	0.203	1:09.577	
7	5	Frederik Valdemar Schr	DNK		Legend	13	17:26.201	5.953	0.752	1:10.209	
8	95	Mads Andersen	DNK	Chevy 34	Legend	13	17:28.522	8.274	2.321	1:10.553	
9	114	Kristian V. Rasmussen	DNK	Chevrolet Coupe 37	Legend	13	17:30.438	10.190	1.916	1:10.910	
10	744	Martin Doktor	DNK	Chevy Sedan 37	Legend	13	17:31.381	11.133	0.943	1:11.326	
11	11	Rasmus Villads Anders	DNK	Ford Sedan 37	Legend	13	17:33.503	13.255	2.122	1:13.158	
12	277	Trine Bohnensach Ebbe	DNK	Ford Sedan 1937	Legend	13	17:42.421	22.173	8.918	1:15.532	
13	23	Nanna Moller Kanstrup	DNK	Ford Sedan	Legend	12	17:26.006	1 Lap	1 Lap	1:15.610	
14	166	Mikael Petersen	DNK	Legend Ford	Legend	12	17:36.803	1 Lap	10.797	1:17.286	
15	39	Christian Hansen	DNK	Ford Coupé	Legend	9	10:56.052	4 Laps	3 Laps	1:09.413	

Not classified (75% = 9 Laps)

	177	Lars Bohnensach Ebbe	DNK	Chevrolet Sedan 37	Legend	3	4:21.870	10 Laps	6 Laps	1:11.401	
DNS	133	Mirza Ahmetagic	DNK	Dodge Coupé	Legend			DNS			
DQ	94	Anders Elkjaer	DNK	Ford Coupe 34	Legend	13	17:21.228	DQ		1:09.470	

Legend OB

1	52	Sorba Taus Kidmose	DNK	Ford Sedan	Legend OB	13	17:26.654			1:11.627	
2	55	Jacob Ommen	DNK		Legend OB	13	17:26.912	0.258	0.258	1:10.650	
3	22	Lars Kanstrup	DNK	Ford Sedan 37	Legend OB	13	17:27.254	0.600	0.342	1:11.907	
4	24	Anders Eriksen	DNK	Legend Ford 34	Legend OB	13	17:27.654	1.000	0.400	1:10.009	
5	41	Flemming Jensen	DNK	Chevy Sedan 37	Legend OB	13	17:28.903	2.249	1.249	1:10.028	
6	63	Freddie Veje	DNK	Ford Sedan 37	Legend OB	13	17:29.173	2.519	0.270	1:10.068	
7	189	Kim Skov Mortensen	DNK	Ford Sedan 37	Legend OB	13	17:31.571	4.917	2.398	1:11.516	
8	188	Jens Ostergaard Frede	DNK	Legend Ford Sedan	Legend OB	13	17:32.787	6.133	1.216	1:12.287	
9	8	Bjarne Rasmussen	DNK	Ford Sedan 37	Legend OB	13	17:34.400	7.746	1.613	1:10.317	
10	2	Poul Bonde	DNK	Ford Legend Car	Legend OB	12	17:34.682	1 Lap	1 Lap	1:11.593	

Announcements

Start #166 - Folger ikke op efter safetycar. 2 trafbaner konverteres til en tidsstraf paa 6 sekunder. / To much spare to the safetycar. 2 penaltylines = 6 seconds time penalty.

Start #87 - Overhaling under safetycar. Stop and go konverteres til en tidsstraf paa 20 sekunder. / Overtaking behind safetycar. Stop and go = 20 seconds time penalty.

#46, #87, #94 - Disqualified - Overtaking behind Safetycar

Margin of Victory	Avg. Speed	Best Lap Tm	Best Speed	Best Lap by
4.198	96,727	1:08.699	112,665	18 - Jonas Svensson

Orbits

These results are provisional, until the conclusion of any judicial and technical inquiries.

Hans-Jorn Sogaard Andersen
Clerk of the Course

Attila Boros
Chief Timekeeper

FTZ Padborg Open

Sorted on Laps

Legend Car Cup

Padborg Park 2,150 km

Heat 1 -MODIFIED

2017.04.30. 09:25

Race (15:00 and 1 Laps) started at 9:27:12

Pos	No.	Name	Nat.	Car	Class	Laps	Total Tm	Diff	Gap	Best Tm	L
Not classified (75% = 9 Laps)											
DQ	46	Kim Petersen	DNK	Ford Coupe	Legend OB	13	17:21.469	DQ		1:09.319	
DQ	87	Henrik Vejen	DNK	Ford Sedan	Legend OB	13	17:41.986	DQ		1:09.276	

Announcements

Start #166 - Folger ikke op efter safetycar. 2 trafbaner konverteres til en tidsstraf paa 6 sekunder. / To much spare to the safetycar. 2 penaltylines = 6 seconds time penalty.
 Start #87 - Overhaling under safetycar. Stop and go konverteres til en tidsstraf paa 20 sekunder. / Overtaking behind safetycar. Stop and go = 20 seconds time penalty.
 #46, #87, #94 - Disqualified - Overtaking behind Safetycar

Margin of Victory	Avg. Speed	Best Lap Tm	Best Speed	Best Lap by
4.198	96,727	1:08.699	112,665	18 - Jonas Svensson

Orbits

These results are provisional, until the conclusion of any judicial and technical inquiries.



Hans-Jorn Sogaard Andersen
Clerk of the Course



Attila Boros
Chief Timekeeper



CHRONOMOTO
TIMING

FTZ Padborg Open

Legend Car Cup

Padborg Park 2,150 km

Heat 1

2017.04.30. 09:25

Race (15:00 and 1 Laps) started at 9:27:12

Lap	Time of Day	Lap Tm	Diff	S1 Tm	S2 Tm	S3 Tm	Lap	Time of Day	Lap Tm	Diff	S1 Tm	S2 Tm	S3 Tm
10	9:39:54.678	1:12.287					9	9:39:13.026	1:16.370	+0.760			
11	9:41:13.089	1:18.411	+6.124				10	9:40:40.530	1:27.504	+11.894			
12	9:42:58.376	1:45.287	+33.000				11	9:42:43.108	2:02.578	+46.968			
13	9:44:44.948	1:46.572	+34.285				12	9:44:38.167	1:55.059	+39.449			

(11) Rasmus Villads Andersen

1	9:28:51.069	1:15.610	+2.452
2	9:30:05.632	1:14.563	+1.405
3	9:31:20.226	1:14.594	+1.436
4	9:32:35.132	1:14.906	+1.748
5	9:33:48.290	1:13.158	
6	9:35:01.906	1:13.616	+0.458
7	9:36:15.699	1:13.793	+0.635
8	9:37:28.943	1:13.244	+0.086
9	9:38:42.547	1:13.604	+0.446
10	9:39:56.447	1:13.900	+0.742
11	9:41:14.147	1:17.700	+4.542
12	9:42:59.915	1:45.768	+32.610
13	9:44:45.664	1:45.749	+32.591

(2) Poul Bonde

1	9:28:42.765	1:12.401	+0.808
2	9:29:54.358	1:11.593	
3	9:31:06.568	1:12.210	+0.617
4	9:32:19.900	1:13.332	+1.739
5	9:33:32.560	1:12.660	+1.067
6	9:34:44.766	1:12.206	+0.613
7	9:35:57.318	1:12.552	+0.959
p8	9:37:35.299	1:37.981	+26.388
9	9:39:58.057	2:22.758	+1:11.165
10	9:41:16.276	1:18.219	+6.626
11	9:43:01.589	1:45.313	+33.720
12	9:44:46.843	1:45.254	+33.661

(166) Mikael Petersen

1	9:29:00.017	1:20.738	+3.452
2	9:30:21.388	1:21.371	+4.085
3	9:31:41.264	1:19.876	+2.590
4	9:33:00.387	1:19.123	+1.837
5	9:34:20.153	1:19.766	+2.480
6	9:35:38.408	1:18.255	+0.969
7	9:36:55.694	1:17.286	
8	9:38:18.014	1:22.320	+5.034
9	9:39:39.016	1:21.002	+3.716
10	9:41:06.908	1:27.892	+10.606
11	9:42:55.559	1:48.651	+31.365
12	9:44:42.964	1:47.405	+30.119

(39) Christian Hansen

1	9:28:44.363	1:12.517	+3.104
2	9:29:55.504	1:11.141	+1.728
3	9:31:07.202	1:11.698	+2.285
4	9:32:18.189	1:10.987	+1.574
5	9:33:28.103	1:09.914	+0.501
6	9:34:38.266	1:10.163	+0.750
7	9:35:47.679	1:09.413	
8	9:36:58.077	1:10.398	+0.985
9	9:38:08.213	1:10.136	+0.723

(177) Lars Bohnensach Ebbesen

1	9:28:43.446	1:12.029	+0.628
2	9:29:54.847	1:11.401	
p3	9:31:34.031	1:39.184	+27.783

(277) Trine Bohnensach Ebbesen

1	9:28:57.579	1:18.911	+3.379
2	9:30:16.373	1:18.794	+3.262
3	9:31:33.520	1:17.147	+1.615
4	9:32:50.043	1:16.523	+0.991
5	9:34:05.787	1:15.744	+0.212
6	9:35:22.219	1:16.432	+0.900
7	9:36:38.313	1:16.094	+0.562
8	9:37:54.349	1:16.036	+0.504
9	9:39:09.881	1:15.532	
10	9:40:33.704	1:23.823	+8.291
11	9:42:06.439	1:32.735	+17.203
12	9:43:31.111	1:24.672	+9.140
13	9:44:54.582	1:23.471	+7.939

(23) Nanna Moller Kanstrup

1	9:29:00.654	1:21.044	+5.434
2	9:30:18.979	1:18.325	+2.715
3	9:31:35.735	1:16.756	+1.146
4	9:32:52.599	1:16.864	+1.254
5	9:34:08.943	1:16.344	+0.734
6	9:35:24.700	1:15.757	+0.147
7	9:36:41.046	1:16.346	+0.736
8	9:37:56.656	1:15.610	

These results are provisional, until the conclusion of any judicial and technical inquiries.

Orbits

Hans-Jorn Sogaard Andersen
Clerk of the Course

Attila Boros
Chief Timekeeper

CHRONOMOTO
TIMING

FTZ Padborg Open

Legend Car Cup

Padborg Park 2,150 km

Heat 2 - MODIFIED

2017.04.30. 14:25

Race (15:00 and 1 Laps)

POLE POSITION

1	1 3 Mathias Storbank	2 18 Jonas Svensson
2	3 4 Kasper Bruun	4 36 Torben M Sorensen
3	5 21 Michael Sovang Christensen	6 27 Calle Helbo
4	7 5 Frederik Valdemar Schroder	8 8 Bjarne Rasmussen
5	9 55 Jacob Ommen	10 52 Sorba Taus Kidmose
6	11 41 Flemming Jensen	12 63 Freddie Veje
7	13 22 Lars Kanstrup	14 95 Mads Andersen
8	15 39 Christian Hansen	16 46 Kim Petersen
9	17 189 Kim Skov Mortensen	18 177 Lars Bohnensach Ebbesen
10	19 114 Kristian V. Rasmussen	20 87 Henrik Vejen

FTZ Padborg Open

Legend Car Cup

Padborg Park 2,150 km

Heat 2 - MODIFIED

2017.04.30. 14:25

Race (15:00 and 1 Laps)

11

21

24 Anders Eriksen

22

2 Poul Bonde

12

23

744 Martin Doktor

24

188 Jens Ostergaard Frederiksen

13

25

133 Mirza Ahmetagic

26

11 Rasmus Villads Andersen

14

27

94 Anders Elkjaer

28

23 Nanna Moller Kanstrup

15

29

277 Trine Bohnensach Ebbesen

30

166 Mikael Petersen

FTZ Padborg Open

Sorted on Laps

Legend Car Cup

Padborg Park 2,150 km

Heat 2 - MODIFIED

2017.04.30. 14:25

Race (15:00 and 1 Laps) started at 14:26:10

Pos	No.	Name	Nat.	Car	Class	Laps	Total Tm	Diff	Gap	Best Tm	L
1	3	Mathias Storbank	DNK	Chevrolet Sedan 37	Legend	13	17:22.951			1:08.944	
2	18	Jonas Svensson	DNK	Chevrolet Sedan 37	Legend	13	17:24.696	1.745	1.745	1:08.913	
3	36	Torben M Sorensen	DNK	Chevrolet Sedan 37	Legend	13	17:25.534	2.583	0.838	1:09.020	
4	4	Kasper Bruun	DNK	Chevrolet VBBR	Legend	13	17:26.431	3.480	0.897	1:09.194	
5	46	Kim Petersen	DNK	Ford Coupe	Legend OB	13	17:27.513	4.562	1.082	1:09.545	
6	27	Calle Helbo	DNK	Chevrolet Coupé 34	Legend	13	17:28.180	5.229	0.667	1:09.373	
7	8	Bjarne Rasmussen	DNK	Ford Sedan 37	Legend OB	13	17:28.722	5.771	0.542	1:09.621	
8	21	Michael Sovang Christe	DNK	Chevrolet Sedan 37	Legend	13	17:29.511	6.560	0.789	1:09.458	
9	39	Christian Hansen	DNK	Ford Coupé	Legend	13	17:30.781	7.830	1.270	1:09.577	
10	87	Henrik Vejen	DNK	Ford Sedan	Legend OB	13	17:31.813	8.862	1.032	1:09.946	
11	5	Frederik Valdemar Schr	DNK		Legend	13	17:32.712	9.761	0.899	1:10.292	
12	94	Anders Elkjaer	DNK	Ford Coupe 34	Legend	13	17:33.543	10.592	0.831	1:09.775	
13	41	Flemming Jensen	DNK	Chevy Sedan 37	Legend OB	13	17:34.174	11.223	0.631	1:10.325	
14	55	Jacob Ommen	DNK		Legend OB	13	17:34.711	11.760	0.537	1:10.485	
15	52	Sorba Taus Kidmose	DNK	Ford Sedan	Legend OB	13	17:35.651	12.700	0.940	1:11.698	
16	24	Anders Eriksen	DNK	Legend Ford 34	Legend OB	13	17:37.440	14.489	1.789	1:10.724	
17	189	Kim Skov Mortensen	DNK	Ford Sedan 37	Legend OB	13	17:38.222	15.271	0.782	1:11.216	
18	133	Mirza Ahmetagic	DNK	Dodge Coupé	Legend	13	17:39.232	16.281	1.010	1:11.754	
19	2	Poul Bonde	DNK	Ford Legend Car	Legend OB	13	17:40.585	17.634	1.353	1:11.161	
20	744	Martin Doktor	DNK	Chevy Sedan 37	Legend	13	17:41.344	18.393	0.759	1:12.348	
21	177	Lars Bohnensach Ebbe	DNK	Chevrolet Sedan 37	Legend	13	17:42.759	19.808	1.415	1:10.930	
22	22	Lars Kanstrup	DNK	Ford Sedan 37	Legend OB	13	17:43.815	20.864	1.056	1:11.591	
23	95	Mads Andersen	DNK	Chevy 34	Legend	13	18:05.539	42.588	21.724	1:11.148	
24	277	Trine Bohnensach Ebbe	DNK	Ford Sedan 1937	Legend	12	17:23.731	1 Lap	1 Lap	1:14.649	
25	23	Nanna Moller Kanstrup	DNK	Ford Sedan	Legend	12	17:26.999	1 Lap	3.268	1:15.119	
26	188	Jens Ostergaard Frede	DNK	Legend Ford Sedan	Legend OB	9	11:18.265	4 Laps	3 Laps	1:12.506	
27	114	Kristian V. Rasmussen	DNK	Chevrolet Coupe 37	Legend	9	11:18.557	4 Laps	0.292	1:11.461	
Not classified (75% = 9 Laps)											
166		Mikael Petersen	DNK	Legend Ford	Legend	7	10:02.327	6 Laps	2 Laps	1:16.567	
63		Freddie Veje	DNK	Ford Sedan 37	Legend OB	3	3:55.942	10 Laps	4 Laps	1:12.028	
11		Rasmus Villads Anders	DNK	Ford Sedan 37	Legend	1	1:59.787	12 Laps	2 Laps		

Announcements

#95 +20 sec. penalty for speeding in Pit

Margin of Victory	Avg. Speed	Best Lap Tm	Best Speed	Best Lap by
1.745	96,476	1:08.913	112,316	18 - Jonas Svensson

Orbits

These results are provisional, until the conclusion of any judicial and technical inquiries.



Hans-Jorn Sogaard Andersen
Clerk of the Course



Attila Boros
Chief Timekeeper



CHRONOMOTO
TIMING

FTZ Padborg Open

Sorted on Laps

Legend Car Cup

Padborg Park 2,150 km

Heat 2 - MODIFIED

2017.04.30. 14:25

Race (15:00 and 1 Laps) started at 14:26:10

Pos	No.	Name	Nat.	Car	Class	Laps	Total Tm	Diff	Gap	Best Tm	L
Legend											
1	3	Mathias Storbank	DNK	Chevrolet Sedan 37	Legend	13	17:22.951			1:08.944	
2	18	Jonas Svensson	DNK	Chevrolet Sedan 37	Legend	13	17:24.696	1.745	1.745	1:08.913	
3	36	Torben M Sorensen	DNK	Chevrolet Sedan 37	Legend	13	17:25.534	2.583	0.838	1:09.020	
4	4	Kasper Bruun	DNK	Chevrolet VBBR	Legend	13	17:26.431	3.480	0.897	1:09.194	
5	27	Calle Helbo	DNK	Chevrolet Coupé 34	Legend	13	17:28.180	5.229	1.749	1:09.373	
6	21	Michael Sovang Christe	DNK	Chevrolet Sedan 37	Legend	13	17:29.511	6.560	1.331	1:09.458	
7	39	Christian Hansen	DNK	Ford Coupé	Legend	13	17:30.781	7.830	1.270	1:09.577	
8	5	Frederik Valdemar Schr	DNK		Legend	13	17:32.712	9.761	1.931	1:10.292	
9	94	Anders Elkjaer	DNK	Ford Coupe 34	Legend	13	17:33.543	10.592	0.831	1:09.775	
10	133	Mirza Ahmetagic	DNK	Dodge Coupé	Legend	13	17:39.232	16.281	5.689	1:11.754	
11	744	Martin Doktor	DNK	Chevy Sedan 37	Legend	13	17:41.344	18.393	2.112	1:12.348	
12	177	Lars Bohnensach Ebbe	DNK	Chevrolet Sedan 37	Legend	13	17:42.759	19.808	1.415	1:10.930	
13	95	Mads Andersen	DNK	Chevy 34	Legend	13	18:05.539	42.588	22.780	1:11.148	
14	277	Trine Bohnensach Ebbe	DNK	Ford Sedan 1937	Legend	12	17:23.731	1 Lap	1 Lap	1:14.649	
15	23	Nanna Moller Kanstrup	DNK	Ford Sedan	Legend	12	17:26.999	1 Lap	3.268	1:15.119	
16	114	Kristian V. Rasmussen	DNK	Chevrolet Coupe 37	Legend	9	11:18.557	4 Laps	3 Laps	1:11.461	

Not classified (75% = 9 Laps)

166	Mikael Petersen	DNK	Legend Ford	Legend	7	10:02.327	6 Laps	2 Laps	1:16.567
11	Rasmus Villads Anders	DNK	Ford Sedan 37	Legend	1	1:59.787	12 Laps	6 Laps	

Legend OB

1	46	Kim Petersen	DNK	Ford Coupe	Legend OB	13	17:27.513			1:09.545
2	8	Bjarne Rasmussen	DNK	Ford Sedan 37	Legend OB	13	17:28.722	1.209	1.209	1:09.621
3	87	Henrik Vejen	DNK	Ford Sedan	Legend OB	13	17:31.813	4.300	3.091	1:09.946
4	41	Flemming Jensen	DNK	Chevy Sedan 37	Legend OB	13	17:34.174	6.661	2.361	1:10.325
5	55	Jacob Ommen	DNK		Legend OB	13	17:34.711	7.198	0.537	1:10.485
6	52	Sorba Taus Kidmose	DNK	Ford Sedan	Legend OB	13	17:35.651	8.138	0.940	1:11.698
7	24	Anders Eriksen	DNK	Legend Ford 34	Legend OB	13	17:37.440	9.927	1.789	1:10.724
8	189	Kim Skov Mortensen	DNK	Ford Sedan 37	Legend OB	13	17:38.222	10.709	0.782	1:11.216
9	2	Poul Bonde	DNK	Ford Legend Car	Legend OB	13	17:40.585	13.072	2.363	1:11.161
10	22	Lars Kanstrup	DNK	Ford Sedan 37	Legend OB	13	17:43.815	16.302	3.230	1:11.591
11	188	Jens Ostergaard Frede	DNK	Legend Ford Sedan	Legend OB	9	11:18.265	4 Laps	4 Laps	1:12.506

Announcements

#95 +20 sec. penalty for speeding in Pit

Margin of Victory	Avg. Speed	Best Lap Tm	Best Speed	Best Lap by
1.745	96,476	1:08.913	112,316	18 - Jonas Svensson

Orbits

These results are provisional, until the conclusion of any judicial and technical inquiries.

Hans-Jorn Sogaard Andersen
Clerk of the Course

Attila Boros
Chief Timekeeper

FTZ Padborg Open

Sorted on Laps

Legend Car Cup

Padborg Park 2,150 km

Heat 2 - MODIFIED

2017.04.30. 14:25

Race (15:00 and 1 Laps) started at 14:26:10

Pos	No.	Name	Nat.	Car	Class	Laps	Total Tm	Diff	Gap	Best Tm	L
-----	-----	------	------	-----	-------	------	----------	------	-----	---------	---

Not classified (75% = 9 Laps)

63	Freddie Veje	DNK	Ford Sedan 37	Legend OB	3	3:55.942	10 Laps	6 Laps	1:12.028
----	--------------	-----	---------------	-----------	---	----------	---------	--------	----------

Announcements

#95 +20 sec. penalty for speeding in Pit

Margin of Victory	Avg. Speed	Best Lap Tm	Best Speed	Best Lap by
1.745	96,476	1:08.913	112,316	18 - Jonas Svensson

Orbits

These results are provisional, until the conclusion of any judicial and technical inquiries.

Hans-Jorn Sogaard Andersen
Clerk of the Course

Attila Boros
Chief Timekeeper

FTZ Padborg Open

Legend Car Cup

Padborg Park 2,150 km

Heat 2

2017.04.30. 14:25

Race (15:00 and 1 Laps) started at 14:26:10

Lap	Time of Day	Lap Tm	Diff	S1 Tm	S2 Tm	S3 Tm	Lap	Time of Day	Lap Tm	Diff	S1 Tm	S2 Tm	S3 Tm
10	14:38:41.657	1:13.120	+0.772				10	14:39:21.156	1:22.840	+7.721			
11	14:40:03.793	1:22.136	+9.788				11	14:41:36.362	2:15.206	+1:00.087			
12	14:41:51.116	1:47.323	+34.975				12	14:43:37.574	2:01.212	+46.093			
13	14:43:51.919	2:00.803	+48.455										

(177) Lars Bohnensach Ebbesen

1	14:27:43.533	1:14.239	+3.309
2	14:28:55.030	1:11.497	+0.567
3	14:30:07.597	1:12.567	+1.637
4	14:31:19.342	1:11.745	+0.815
5	14:32:30.923	1:11.581	+0.651
6	14:33:42.360	1:11.437	+0.507
7	14:35:06.606	1:24.246	+13.316
8	14:36:17.536	1:10.930	
9	14:37:29.507	1:11.971	+1.041
10	14:38:43.696	1:14.189	+3.259
11	14:40:04.462	1:20.766	+9.836
12	14:41:52.133	1:47.671	+36.741
13	14:43:53.334	2:01.201	+50.271

(22) Lars Kanstrup

1	14:27:41.511	1:13.259	+1.668
2	14:28:54.303	1:12.792	+1.201
3	14:30:06.773	1:12.470	+0.879
4	14:31:18.989	1:12.216	+0.625
5	14:32:30.580	1:11.591	
6	14:33:42.250	1:11.670	+0.079
7	14:35:05.889	1:23.639	+12.048
8	14:36:17.872	1:11.983	+0.392
9	14:37:31.198	1:13.326	+1.735
10	14:38:44.705	1:13.507	+1.916
11	14:40:05.224	1:20.519	+8.928
12	14:41:53.127	1:47.903	+36.312
13	14:43:54.390	2:01.263	+49.672

(95) Mads Andersen

1	14:27:43.920	1:14.015	+2.867
2	14:28:55.835	1:11.915	+0.767
3	14:30:08.586	1:12.751	+1.603
4	14:31:21.260	1:12.674	+1.526
5	14:32:32.911	1:11.651	+0.503
6	14:33:44.059	1:11.148	
7	14:34:56.646	1:12.587	+1.439
8	14:36:08.658	1:12.012	+0.864
9	14:37:20.033	1:11.375	+0.227
p10	14:38:42.498	1:22.465	+11.317
11	14:40:16.741	1:34.243	+23.095
12	14:41:54.304	1:37.563	+26.415
13	14:43:56.114	2:01.810	+50.662

(277) Trine Bohnensach Ebbesen

1	14:27:51.931	1:20.323	+5.674
2	14:29:09.164	1:17.233	+2.584
3	14:30:25.132	1:15.968	+1.319
4	14:31:40.548	1:15.416	+0.767
5	14:32:56.033	1:15.485	+0.836
6	14:34:12.826	1:16.793	+2.144
7	14:35:27.889	1:15.063	+0.414
8	14:36:42.538	1:14.649	
9	14:37:57.663	1:15.125	+0.476
10	14:39:16.693	1:19.030	+4.381
11	14:41:33.703	2:17.010	+1:02.361
12	14:43:34.306	2:00.603	+45.954

(23) Nanna Moller Kanstrup

1	14:27:52.835	1:20.803	+5.684
2	14:29:09.789	1:16.954	+1.835
3	14:30:25.772	1:15.983	+0.864
4	14:31:41.346	1:15.574	+0.455
5	14:32:56.623	1:15.277	+0.158
6	14:34:11.742	1:15.119	
7	14:35:27.319	1:15.577	+0.458
8	14:36:43.016	1:15.697	+0.578
9	14:37:58.316	1:15.300	+0.181

(188) Jens Ostergaard Frederiksen

1	14:27:45.185	1:14.927	+2.421
2	14:28:58.290	1:13.105	+0.599
3	14:30:11.185	1:12.895	+0.389
4	14:31:23.898	1:12.713	+0.207
5	14:32:37.205	1:13.307	+0.801
6	14:33:49.711	1:12.506	
7	14:35:02.255	1:12.544	+0.038
8	14:36:15.634	1:13.379	+0.873
9	14:37:28.840	1:13.206	+0.700

(114) Kristian V. Rasmussen

1	14:27:43.301	1:13.348	+1.887
2	14:28:54.762	1:11.461	
3	14:30:07.349	1:12.587	+1.126
4	14:31:19.197	1:11.848	+0.387
5	14:32:31.266	1:12.069	+0.608
6	14:33:42.856	1:11.590	+0.129
7	14:35:03.962	1:21.106	+9.645
8	14:36:16.315	1:12.353	+0.892
9	14:37:29.132	1:12.817	+1.356

(166) Mikael Petersen

1	14:27:53.946	1:20.994	+4.427
2	14:29:12.084	1:18.138	+1.571
3	14:30:30.083	1:17.999	+1.432
4	14:31:46.650	1:16.567	
5	14:33:04.497	1:17.847	+1.280
6	14:34:22.784	1:18.287	+1.720
p7	14:36:12.902	1:50.118	+33.551

(63) Freddie Veje

1	14:27:42.148	1:13.635	+1.607
2	14:28:54.489	1:12.341	+0.313
3	14:30:06.517	1:12.028	

(11) Rasmus Villads Andersen

p1	14:28:10.362	1:39.568	59:15.207
----	--------------	----------	-----------

FTZ Padborg Open

Legend Car Cup

Padborg Park 2,150 km

Heat 3 - MODIFIED

2017.04.30. 16:05

Race (15:00 and 1 Laps)

POLE POSITION

1	1 3 Mathias Storbank	2 18 Jonas Svensson
2	3 36 Torben M Sorensen	4 4 Kasper Bruun
3	5 27 Calle Helbo	6 21 Michael Sovang Christensen
4	7 5 Frederik Valdemar Schroder	8 8 Bjarne Rasmussen
5	9 55 Jacob Ommen	10 46 Kim Petersen
6	11 41 Flemming Jensen	12 52 Sorba Taus Kidmose
7	13 39 Christian Hansen	14 87 Henrik Vejen
8	15 22 Lars Kanstrup	16 189 Kim Skov Mortensen
9	17 24 Anders Eriksen	18 63 Freddie Veje
10	19 95 Mads Andersen	20 94 Anders Elkjaer

Orbits

These results are provisional, until the conclusion of any judicial and technical inquiries.


 Hans-Jorn Sogaard Andersen
 Clerk of the Course


 Attila Boros
 Chief Timekeeper



FTZ Padborg Open

Legend Car Cup

Padborg Park 2,150 km

Heat 3 - MODIFIED

2017.04.30. 16:05

Race (15:00 and 1 Laps)

11

21

2 Poul Bonde

22

177 Lars Bohnensach Ebbesen

12

23

133 Mirza Ahmetagic

24

744 Martin Doktor

13

25

114 Kristian V. Rasmussen

26

188 Jens Ostergaard Frederiksen

14

27

23 Nanna Moller Kanstrup

28

277 Trine Bohnensach Ebbesen

15

29

11 Rasmus Villads Andersen

30

166 Mikael Petersen

FTZ Padborg Open

Sorted on Laps

Legend Car Cup

Padborg Park 2,150 km

Heat 3 - MODIFIED

2017.04.30. 16:05

Race (15:00 and 1 Laps) started at 16:14:28

Pos	No.	Name	Nat.	Car	Class	Laps	Total Tm	Diff	Gap	Best Tm
1	18	Jonas Svensson	DNK	Chevrolet Sedan 37	Legend	14	16:28.400			1:08.849
2	3	Mathias Storbak	DNK	Chevrolet Sedan 37	Legend	14	16:36.166	7.766	7.766	1:08.732
3	4	Kasper Bruun	DNK	Chevrolet VBBR	Legend	14	16:37.282	8.882	1.116	1:08.630
4	39	Christian Hansen	DNK	Ford Coupé	Legend	14	16:42.989	14.589	5.707	1:09.352
5	21	Michael Sovang Christensen	DNK	Chevrolet Sedan 37	Legend	14	16:43.324	14.924	0.335	1:09.135
6	87	Henrik Vejen	DNK	Ford Sedan	Legend OB	14	16:43.896	15.496	0.572	1:09.176
7	5	Frederik Valdemar Schroder	DNK		Legend	14	16:48.968	20.568	5.072	1:09.842
8	46	Kim Petersen	DNK	Ford Coupe	Legend OB	14	16:49.889	21.489	0.921	1:08.889
9	8	Bjarne Rasmussen	DNK	Ford Sedan 37	Legend OB	14	16:50.525	22.125	0.636	1:09.761
10	36	Torben M Sorensen	DNK	Chevrolet Sedan 37	Legend	14	16:53.319	24.919	2.794	1:09.104
11	24	Anders Eriksen	DNK	Legend Ford 34	Legend OB	14	16:54.182	25.782	0.863	1:09.985
12	177	Lars Bohnensach Ebbesen	DNK	Chevrolet Sedan 37	Legend	14	16:57.319	28.919	3.137	1:10.496
13	55	Jacob Ommen	DNK		Legend OB	14	17:02.528	34.128	5.209	1:10.837
14	189	Kim Skov Mortensen	DNK	Ford Sedan 37	Legend OB	14	17:03.046	34.646	0.518	1:10.814
15	114	Kristian V. Rasmussen	DNK	Chevrolet Coupe 37	Legend	14	17:06.462	38.062	3.416	1:10.648
16	95	Mads Andersen	DNK	Chevy 34	Legend	14	17:06.996	38.596	0.534	1:11.160
17	744	Martin Doktor	DNK	Chevy Sedan 37	Legend	14	17:07.318	38.918	0.322	1:10.766
18	133	Mirza Ahmetagic	DNK	Dodge Coupé	Legend	14	17:08.695	40.295	1.377	1:10.993
19	52	Sorba Taus Kidmose	DNK	Ford Sedan	Legend OB	14	17:13.746	45.346	5.051	1:11.492
20	2	Poul Bonde	DNK	Ford Legend Car	Legend OB	14	17:21.518	53.118	7.772	1:10.761
21	22	Lars Kanstrup	DNK	Ford Sedan 37	Legend OB	14	17:28.183	59.783	6.665	1:11.603
22	188	Jens Ostergaard Frederiksen	DNK	Legend Ford Sedan	Legend OB	14	17:28.782	1:00.382	0.599	1:12.232
23	23	Nanna Moller Kanstrup	DNK	Ford Sedan	Legend	13	16:46.590	1 Lap	1 Lap	1:14.390
24	277	Trine Bohnensach Ebbesen	DNK	Ford Sedan 1937	Legend	13	17:25.702	1 Lap	39.112	1:14.460
25	166	Mikael Petersen	DNK	Legend Ford	Legend	12	16:59.157	2 Laps	1 Lap	1:17.749

Not classified (75% = 10 Laps)

27	Calle Helbo	DNK	Chevrolet Coupé 34	Legend	6	7:17.163	8 Laps	6 Laps	1:08.579
DNS	63	Freddie Veje	Ford Sedan 37	Legend OB			DNS		
DNS	11	Rasmus Villads Andersen	Ford Sedan 37	Legend			DNS		
DQ	94	Anders Elkjaer	Ford Coupe 34	Legend	13	15:44.256	DQ		1:09.147
DQ	41	Flemming Jensen	Chevy Sedan 37	Legend OB	12	14:49.692	DQ		1:10.429

Announcements

#41, #94 - Disqualified - Leave the pit before end of the race

#8 - +3 sec. penalty - missed 1 penalty line

#4 - pushing, 2 times penalty line converted to + 6 seconds penalty

Margin of Victory	Avg. Speed	Best Lap Tm	Best Speed	Best Lap by
7.766	109,632	1:08.579	112,863	27 - Calle Helbo

Orbits

These results are provisional, until the conclusion of any judicial and technical inquiries.



Hans-Jorn Sogaard Andersen
Clerk of the Course



Attila Boros
Chief Timekeeper



CHRONOMOTO
TIMING

FTZ Padborg Open

Sorted on Laps

Legend Car Cup

Padborg Park 2,150 km

Heat 3 - MODIFIED

2017.04.30. 16:05

Race (15:00 and 1 Laps) started at 16:14:28

Pos	No.	Name	Nat.	Car	Class	Laps	Total Tm	Diff	Gap	Best Tm
Legend										
1	18	Jonas Svensson	DNK	Chevrolet Sedan 37	Legend	14	16:28.400			1:08.849
2	3	Mathias Storbak	DNK	Chevrolet Sedan 37	Legend	14	16:36.166	7.766	7.766	1:08.732
3	4	Kasper Bruun	DNK	Chevrolet VBBR	Legend	14	16:37.282	8.882	1.116	1:08.630
4	39	Christian Hansen	DNK	Ford Coupé	Legend	14	16:42.989	14.589	5.707	1:09.352
5	21	Michael Sovang Christensen	DNK	Chevrolet Sedan 37	Legend	14	16:43.324	14.924	0.335	1:09.135
6	5	Frederik Valdemar Schroder	DNK		Legend	14	16:48.968	20.568	5.644	1:09.842
7	36	Torben M Sorensen	DNK	Chevrolet Sedan 37	Legend	14	16:53.319	24.919	4.351	1:09.104
8	177	Lars Bohnensach Ebbesen	DNK	Chevrolet Sedan 37	Legend	14	16:57.319	28.919	4.000	1:10.496
9	114	Kristian V. Rasmussen	DNK	Chevrolet Coupe 37	Legend	14	17:06.462	38.062	9.143	1:10.648
10	95	Mads Andersen	DNK	Chevy 34	Legend	14	17:06.996	38.596	0.534	1:11.160
11	744	Martin Doktor	DNK	Chevy Sedan 37	Legend	14	17:07.318	38.918	0.322	1:10.766
12	133	Mirza Ahmetagic	DNK	Dodge Coupé	Legend	14	17:08.695	40.295	1.377	1:10.993
13	23	Nanna Moller Kanstrup	DNK	Ford Sedan	Legend	13	16:46.590	1 Lap	1 Lap	1:14.390
14	277	Trine Bohnensach Ebbesen	DNK	Ford Sedan 1937	Legend	13	17:25.702	1 Lap	39.112	1:14.460
15	166	Mikael Petersen	DNK	Legend Ford	Legend	12	16:59.157	2 Laps	1 Lap	1:17.749

Not classified (75% = 10 Laps)

27	Calle Helbo	DNK	Chevrolet Coupé 34	Legend	6	7:17.163	8 Laps	6 Laps	1:08.579
DNS	11	Rasmus Villads Andersen	DNK	Ford Sedan 37	Legend			DNS	
DQ	94	Anders Elkjaer	DNK	Ford Coupe 34	Legend	13	15:44.256	DQ	1:09.147

Legend OB

1	87	Henrik Vejen	DNK	Ford Sedan	Legend OB	14	16:43.896			1:09.176
2	46	Kim Petersen	DNK	Ford Coupe	Legend OB	14	16:49.889	5.993	5.993	1:08.889
3	8	Bjarne Rasmussen	DNK	Ford Sedan 37	Legend OB	14	16:50.525	6.629	0.636	1:09.761
4	24	Anders Eriksen	DNK	Legend Ford 34	Legend OB	14	16:54.182	10.286	3.657	1:09.985
5	55	Jacob Ommen	DNK		Legend OB	14	17:02.528	18.632	8.346	1:10.837
6	189	Kim Skov Mortensen	DNK	Ford Sedan 37	Legend OB	14	17:03.046	19.150	0.518	1:10.814
7	52	Sorba Taus Kidmose	DNK	Ford Sedan	Legend OB	14	17:13.746	29.850	10.700	1:11.492
8	2	Poul Bonde	DNK	Ford Legend Car	Legend OB	14	17:21.518	37.622	7.772	1:10.761
9	22	Lars Kanstrup	DNK	Ford Sedan 37	Legend OB	14	17:28.183	44.287	6.665	1:11.603
10	188	Jens Ostergaard Frederiksen	DNK	Legend Ford Sedan	Legend OB	14	17:28.782	44.886	0.599	1:12.232

Announcements

- #41, #94 - Disqualified - Leave the pit before end of the race
- #8 - +3 sec. penalty - missed 1 penalty line
- #4 - pushing, 2 times penalty line converted to + 6 seconds penalty

Margin of Victory	Avg. Speed	Best Lap Tm	Best Speed	Best Lap by
7.766	109,632	1:08.579	112,863	27 - Calle Helbo

Orbits

These results are provisional, until the conclusion of any judicial and technical inquiries.



Hans-Jorn Sogaard Andersen
Clerk of the Course



Attila Boros
Chief Timekeeper



CHRONOMOTO
TIMING

FTZ Padborg Open

Sorted on Laps

Legend Car Cup

Padborg Park 2,150 km

Heat 3 - MODIFIED

2017.04.30. 16:05

Race (15:00 and 1 Laps) started at 16:14:28

Pos	No.	Name	Nat.	Car	Class	Laps	Total Tm	Diff	Gap	Best Tm
Not classified (75% = 10 Laps)										
DNS	63	Freddie Veje	DNK	Ford Sedan 37	Legend OB			DNS		
DQ	41	Flemming Jensen	DNK	Chevy Sedan 37	Legend OB	12	14:49.692	DQ		1:10.429

Announcements

- #41, #94 - Disqualified - Leave the pit before end of the race
- #8 - +3 sec. penalty - missed 1 penalty line
- #4 - pushing, 2 times penalty line converted to + 6 seconds penalty

Margin of Victory	Avg. Speed	Best Lap Tm	Best Speed	Best Lap by
7.766	109,632	1:08.579	112,863	27 - Calle Helbo

Orbits

These results are provisional, until the conclusion of any judicial and technical inquiries.

Hans-Jorn Sogaard Andersen
Clerk of the Course

Attila Boros
Chief Timekeeper

CHRONOMOTO
TIMING

FTZ Padborg Open

Sorted on Best Lap time

1600 Challenge

Padborg Park 2,150 km

Starting List - MODIFIED

2016.04.28. 18:00

Practice

Pos	No.	Name	Nat.	Driver Lic.	Competitor	ClubCode	Car	Class
1	5	Mathias Valentin	DNK	39870	Danish Racing Club	DARC-046	Suzuki Swift Sport	1600
2	6	Jesper Gregersen	DNK	4818	Danish Racing Club	DARC-046	Honda CRX	1600
3	11	Lukas Maximilian Ravn Staub	DNK	81210	Danish Racing Club	DARC-046	Citröen Saxo VTS	1600
4	12	Kim Villebaek	DNK	74097	Danish Racing Club	DARC-046	Suzuki Swift Sport	1600
5	17	Mads Osterbro	DNK	76969	Motor Sport Sønderjylland	MSS-022	Peugeot 207	1600
6	18	Boris Dekic	DNK	15202	Danish Racing Club	DARC-046	Peugeot 106 Gti	1600
7	23	Mikkel Gregersen	DNK	57463	Danish Racing Club	DARC-046	Honda CRX	1600
8	25	Leif Juhl	DNK	22670	Danish Racing Club	DARC-046	Toyota 1600 gti	1600
9	27	Mark Backhausen	DNK	5575	L.U.G	LUG-078	Peugeot 106 GTI	1600
10	29	Jimmy Bob Sogaard Jensen	DNK	31559	Danish Racing Club	DARC-046	Peugeot 106 Rally	1600
11	33	Jan Vestergaard	DNK	55458	Danish Racing Club	DARC-046	Suzuki Swift Sport	1600
12	37	Henrik Larsen	DNK	2893	Sonderso Karting Klub	SKK-039	Fiat Arbart	1600
13	44	Tue Lassen	DNK	7255	Aarhus Automobil Sport	AAS-027	Peugeot 207	1600
14	48	August Chr Hansen	DNK	38930	Motor Sport Sønderjylland	MSS-022	Suzuki Swift	1600
15	49	Soren Lyck	DNK	4298	Esbjerg Motor Sport Automobilsport	MSA-054	Renault Clio	1600
16	58	Michael Scharstein	DNK	11381	Djursland Motor Klub Autosport	DMKA-006	Peugeot 207	1600
17	66	Brian Johannesen	DNK	16550	Skanderborg Motor Orienterings Klub	SMOK-320	Suzuki Swift	1600
18	86	Jens Jensen	DNK	35235	Horsens Automobil Motor Klub	HAMK-010	Peugeot 106 Rallye	1600
19	98	Mike Hansen	DNK	3649	Danish Racing Club	DARC-046	Suzuki Swift	1600
20	106	Jorn Stovring	DNK	80600	Aarhus Automobil Sport	AAS-027	Peugeot 160 GTI	1600
21	111	Morten Christensen	DNK	37092	Aarhus Automobil Sport	AAS-027	Peugeot 208	1600
22	124	Rasmus Holmegaard Hansen	DNK	50040	Motor Sport Sønderjylland	MSS-022	Peugeot 207	1600
23	151	Jacob Hansen	DNK	34696	Grindsted Go-Kart Klub	GGK-013	Peugeot 106 GTI	1600

Orbits

These results are provisional, until the conclusion of any judicial and technical inquiries.



Hans-Jorn Sogaard Andersen
Clerk of the Course



Attila Boros
Chief Timekeeper



CHRONOMOTO
TIMING

FTZ Padborg Open

Sorted on Best Lap time

1600 Challenge

Padborg Park 2,150 km

Warm Up

2017.04.29. 09:00

Practice (20:00 Time) started at 9:01:28

Pos	No.	Name	Nat.	Competitor	Car	Class	Laps	Best Tm	Diff
1	98	Mike Hansen	DNK	Danish Racing Club	Suzuki Swift	1600	13	1:22.561	
2	37	Henrik Larsen	DNK	Sonderso Karting Klub	Fiat Arbart	1600	14	1:23.156	0.595
3	66	Brian Johannesen	DNK	Skanderborg Motor Orienterings Klub	Suzuki Swift	1600	11	1:23.214	0.653
4	58	Michael Scharstein	DNK	Djursland Motor Klub Autosport	Peugeot 207	1600	6	1:23.376	0.815
5	44	Tue Lassen	DNK	Aarhus Automobil Sport	Peugeot 207	1600	7	1:24.070	1.509
6	17	Mads Osterbro	DNK	Motor Sport Sønderjylland	Peugeot 207	1600	13	1:24.195	1.634
7	5	Mathias Valentin	DNK	Danish Racing Club	Suzuki Swift Sport	1600	6	1:25.352	2.791
8	124	Rasmus Holmegaard Hansen	DNK	Motor Sport Sønderjylland	Peugeot 207	1600	13	1:25.668	3.107
9	151	Jacob Hansen	DNK	Grindsted Go-Kart Klub	Peugeot 106 GTI	1600	13	1:25.832	3.271
10	25	Leif Juhl	DNK	Danish Racing Club	Toyota 1600 gti	1600	12	1:26.210	3.649
11	23	Mikkel Gregersen	DNK	Danish Racing Club	Honda CRX	1600	10	1:26.433	3.872
12	27	Mark Backhausen	DNK	L.U.G	Peugeot 106 GTI	1600	12	1:26.735	4.174
13	12	Kim Villebaek	DNK	Danish Racing Club	Suzuki Swift Sport	1600	12	1:26.832	4.271
14	111	Morten Christensen	DNK	Aarhus Automobil Sport	Peugeot 208	1600	11	1:27.020	4.459
15	49	Soren Lyck	DNK	Esbjerg Motor Sport Automobilsport	Renault Clio	1600	10	1:27.326	4.765
16	86	Jens Jensen	DNK	Horsens Automobil Motor Klub	Peugeot 106 Rallye	1600	7	1:28.296	5.735
17	48	August Chr Hansen	DNK	Motor Sport Sønderjylland	Suzuki Swift	1600	13	1:28.508	5.947
18	33	Jan Vestergaard	DNK	Danish Racing Club	Suzuki Swift Sport	1600	12	1:29.575	7.014
19	11	Lukas Maximilian Ravn Staub	DNK	Danish Racing Club	Citröen Saxo VTS	1600	12	1:30.016	7.455
20	6	Jesper Gregersen	DNK	Danish Racing Club	Honda CRX	1600	12	1:31.249	8.688
21	18	Boris Dekic	DNK	Danish Racing Club	Peugeot 106 Gti	1600	8	1:35.895	13.334
22	29	Jimmy Bob Sogaard Jensen	DNK	Danish Racing Club	Peugeot 106 Rally	1600	2	1:53.326	30.765

Orbits

These results are provisional, until the conclusion of any judicial and technical inquiries.


Hans-Jorn Sogaard Andersen
Clerk of the Course


Attila Boros
Chief Timekeeper


CHRONOMOTO
TIMING

FTZ Padborg Open

Sorted on Best Lap time

1600 Challenge

Padborg Park 2,150 km

Timed Practice

2017.04.29. 12:55

Qualifying (20:00 Time) started at 12:54:10

Pos	No.	Name	Nat.	Competitor	Car	Class	Laps	Best Tm	Dif
1	6	Jesper Gregersen	DNK	Danish Racing Club	Honda CRX	1600	11	1:10.954	
2	23	Mikkel Gregersen	DNK	Danish Racing Club	Honda CRX	1600	11	1:10.985	0.031
3	44	Tue Lassen	DNK	Aarhus Automobil Sport	Peugeot 207	1600	14	1:11.540	0.586
4	111	Morten Christensen	DNK	Aarhus Automobil Sport	Peugeot 208	1600	12	1:11.859	0.905
5	37	Henrik Larsen	DNK	Sonderso Karting Klub	Fiat Arbart	1600	14	1:11.901	0.947
6	66	Brian Johannesen	DNK	Skanderborg Motor Orienterings Klub	Suzuki Swift	1600	14	1:12.069	1.115
7	12	Kim Villebaek	DNK	Danish Racing Club	Suzuki Swift Sport	1600	14	1:12.082	1.128
8	17	Mads Osterbro	DNK	Motor Sport Sønderjylland	Peugeot 207	1600	14	1:12.312	1.358
9	5	Mathias Valentin	DNK	Danish Racing Club	Suzuki Swift Sport	1600	14	1:12.563	1.609
10	124	Rasmus Holmegaard Hansen	DNK	Motor Sport Sønderjylland	Peugeot 207	1600	13	1:12.668	1.714
11	58	Michael Scharstein	DNK	Djursland Motor Klub Autosport	Peugeot 207	1600	14	1:12.675	1.721
12	98	Mike Hansen	DNK	Danish Racing Club	Suzuki Swift	1600	13	1:12.720	1.766
13	86	Jens Jensen	DNK	Horsens Automobil Motor Klub	Peugeot 106 Rallye	1600	15	1:13.018	2.064
14	49	Soren Lyck	DNK	Esbjerg Motor Sport Automobilsport	Renault Clio	1600	14	1:13.362	2.408
15	151	Jacob Hansen	DNK	Grindsted Go-Kart Klub	Peugeot 106 GTI	1600	12	1:13.605	2.651
16	25	Leif Juhl	DNK	Danish Racing Club	Toyota 1600 gti	1600	15	1:14.057	3.103
17	33	Jan Vestergaard	DNK	Danish Racing Club	Suzuki Swift Sport	1600	13	1:14.088	3.134
18	27	Mark Backhausen	DNK	L.U.G	Peugeot 106 GTI	1600	13	1:14.290	3.336
19	48	August Chr Hansen	DNK	Motor Sport Sønderjylland	Suzuki Swift	1600	15	1:16.068	5.114
20	18	Boris Dekic	DNK	Danish Racing Club	Peugeot 106 Gti	1600	14	1:16.867	5.913
21	11	Lukas Maximilian Ravn Staub	DNK	Danish Racing Club	Citröen Saxo VTS	1600	14	1:19.803	8.849
22	29	Jimmy Bob Sogaard Jensen	DNK	Danish Racing Club	Peugeot 106 Rally	1600	2		
23	106	Jorn Stovring	DNK	AAS-027	Peugeot 160 GTI	1600	8		

Announcements

#106 - No transponder

Orbits

These results are provisional, until the conclusion of any judicial and technical inquiries.



Hans-Jorn Sogaard Andersen
Clerk of the Course



Attila Boros
Chief Timekeeper



CHRONOMOTO
TIMING

FTZ Padborg Open

1600 Challenge

Padborg Park 2,150 km

Timed Practice

2017.04.29. 12:55

Qualifying (20:00 Time) started at 12:54:10

Table with 6 columns: Lap, Time of Day, Lap Tm, Diff, S1 Tm, S2 Tm, S3 Tm. Data for drivers 11-13.

Table with 6 columns: Lap, Time of Day, Lap Tm, Diff, S1 Tm, S2 Tm, S3 Tm. Data for drivers 6-12.

(58) Michael Scharstein

Table with 6 columns: Lap, Time of Day, Lap Tm, Diff, S1 Tm, S2 Tm, S3 Tm. Data for driver Michael Scharstein (laps 1-14).

(25) Leif Juhl

Table with 6 columns: Lap, Time of Day, Lap Tm, Diff, S1 Tm, S2 Tm, S3 Tm. Data for driver Leif Juhl (laps 1-15).

(98) Mike Hansen

Table with 6 columns: Lap, Time of Day, Lap Tm, Diff, S1 Tm, S2 Tm, S3 Tm. Data for driver Mike Hansen (laps 1-13).

(33) Jan Vestergaard

Table with 6 columns: Lap, Time of Day, Lap Tm, Diff, S1 Tm, S2 Tm, S3 Tm. Data for driver Jan Vestergaard (laps 1-13).

(86) Jens Jensen

Table with 6 columns: Lap, Time of Day, Lap Tm, Diff, S1 Tm, S2 Tm, S3 Tm. Data for driver Jens Jensen (laps 1-15).

(27) Mark Backhausen

Table with 6 columns: Lap, Time of Day, Lap Tm, Diff, S1 Tm, S2 Tm, S3 Tm. Data for driver Mark Backhausen (laps 1-13).

(49) Soren Lyck

Table with 6 columns: Lap, Time of Day, Lap Tm, Diff, S1 Tm, S2 Tm, S3 Tm. Data for driver Soren Lyck (laps 1-14).

(48) August Chr Hansen

Table with 6 columns: Lap, Time of Day, Lap Tm, Diff, S1 Tm, S2 Tm, S3 Tm. Data for driver August Chr Hansen (laps 1-15).

(151) Jacob Hansen

Table with 6 columns: Lap, Time of Day, Lap Tm, Diff, S1 Tm, S2 Tm, S3 Tm. Data for driver Jacob Hansen (laps 1-5).

(18) Boris Dekic

Table with 6 columns: Lap, Time of Day, Lap Tm, Diff, S1 Tm, S2 Tm, S3 Tm. Data for driver Boris Dekic (laps 1-15).

These results are provisional, until the conclusion of any judicial and technical inquiries.

Hans-Jorn Sogaard Andersen Clerk of the Course

Attila Boros Chief Timekeeper



FTZ Padborg Open

1600 Challenge

Padborg Park 2,150 km

Timed Practice

2017.04.29. 12:55

Qualifying (20:00 Time) started at 12:54:10

Lap	Time of Day	Lap Tm	Diff	S1 Tm	S2 Tm	S3 Tm	Lap	Time of Day	Lap Tm	Diff	S1 Tm	S2 Tm	S3 Tm
2	12:58:57.763	1:27.527	+10.660	28.072	39.473	19.982							
3	13:00:22.992	1:25.229	+8.362	26.543	38.715	19.971							
4	13:01:44.947	1:21.955	+5.088	26.569	35.991	19.395							
5	13:03:04.912	1:19.965	+3.098	25.769	34.785	19.411							
6	13:04:25.480	1:20.568	+3.701	27.313	34.042	19.213							
7	13:05:50.884	1:25.404	+8.537	30.652	34.991	19.761							
8	13:07:11.338	1:20.454	+3.587	26.661	34.534	19.259							
9	13:08:47.273	1:35.935	+19.068	40.550	36.152	19.233							
10	13:10:06.794	1:19.521	+2.654	25.300	33.979	20.242							
11	13:11:24.538	1:17.744	+0.877	25.708	33.417	18.619							
12	13:12:42.052	1:17.514	+0.647	24.699	33.047	19.768							
13	13:14:02.096	1:20.044	+3.177	26.288	34.940	18.816							
14	13:15:18.963	1:16.867		24.750	33.275	18.842							

(11) Lukas Maximilian Ravn Staub

1	12:56:54.754	1:35.867	+16.064	33.809	41.371	20.687							
2	12:58:23.156	1:28.402	+8.599	27.999	38.658	21.745							
3	12:59:45.984	1:22.828	+3.025	26.583	36.356	19.889							
4	13:01:08.487	1:22.503	+2.700	26.344	36.382	19.777							
5	13:02:30.273	1:21.786	+1.983	26.445	35.767	19.574							
6	13:03:51.816	1:21.543	+1.740	25.833	36.570	19.140							
7	13:05:12.730	1:20.914	+1.111	26.066	35.092	19.756							
8	13:06:35.319	1:22.589	+2.786	26.469	35.562	20.558							
9	13:07:57.536	1:22.217	+2.414	26.489	35.545	20.183							
10	13:09:20.358	1:22.822	+3.019	26.321	36.890	19.611							
11	13:10:40.299	1:19.941	+0.138	25.733	34.716	19.492							
12	13:12:02.032	1:21.733	+1.930	25.584	36.155	19.994							
13	13:13:21.835	1:19.803		25.576	34.233	19.994							
14	13:14:41.854	1:20.019	+0.216	25.304	35.034	19.681							

(29) Jimmy Bob Sogaard Jensen

p1	12:57:39.346	1:54.149	59:00.626	34.625	41.769								
p2	13:04:29.956	6:50.610	54:04.165		45.286								

(106) Jorn Stovring

1	13:04:04.147	1:20.488	59:34.287										
2	13:05:24.891	1:20.744	59:34.031										
3	13:06:48.535	1:23.644	59:31.131										
p4	13:08:42.817	1:54.282	59:00.493										
5	13:11:17.841	2:35.024	58:19.751										
6	13:12:41.912	1:24.071	59:30.704										
7	13:14:03.899	1:21.987	59:32.788										
8	13:15:30.118	1:26.219	59:28.556										

FTZ Padborg Open

1600 Challenge

Padborg Park 2,150 km

Heat 1

2017.04.30. 10:15

Race (15:00 and 1 Laps)

POLE POSITION

1	1 6 Jesper Gregersen 1:10.954	2 23 Mikkel Gregersen 1:10.985
2	3 44 Tue Lassen 1:11.540	4 111 Morten Christensen 1:11.859
3	5 37 Henrik Larsen 1:11.901	6 66 Brian Johannesen 1:12.069
4	7 12 Kim Villebaek 1:12.082	8 17 Mads Osterbro 1:12.312
5	9 5 Mathias Valentin 1:12.563	10 124 Rasmus Holmegaard Hansen 1:12.668
6	11 58 Michael Scharstein 1:12.675	12 98 Mike Hansen 1:12.720
7	13 86 Jens Jensen 1:13.018	14 49 Soren Lyck 1:13.362
8	15 151 Jacob Hansen 1:13.605	16 25 Leif Juhl 1:14.057
9	17 33 Jan Vestergaard 1:14.088	18 27 Mark Backhausen 1:14.290
10	19 48 August Chr Hansen 1:16.068	20 18 Boris Dekic 1:16.867

Orbits

These results are provisional, until the conclusion of any judicial and technical inquiries.


Hans-Jorn Sogaard Andersen
Clerk of the Course


Attila Boros
Chief Timekeeper

CHRONOMOTO
TIMING

FTZ Padborg Open

1600 Challenge

Padborg Park 2,150 km

Heat 1

2017.04.30. 10:15

Race (15:00 and 1 Laps)

11

21

11 Lukas Maximilian Ravn Staub
1:19.803

22

29 Jimmy Bob Sogaard Jensen

12

23

106 Jorn Stovring

FTZ Padborg Open

Sorted on Laps

1600 Challenge

Padborg Park 2,150 km

Heat 1 - MODIFIED

2017.04.30. 10:15

Race (15:00 and 1 Laps) started at 10:20:04

Pos	No.	Name	Nat.	Car	Class	Laps	Total Tm	Diff	Gap	Best Tm	L
1	6	Jesper Gregersen	DNK	Honda CRX	1600	14	17:02.753			1:10.883	
2	23	Mikkel Gregersen	DNK	Honda CRX	1600	14	17:04.347	1.594	1.594	1:11.012	
3	66	Brian Johannesen	DNK	Suzuki Swift	1600	14	17:17.598	14.845	13.251	1:12.078	
4	37	Henrik Larsen	DNK	Fiat Arbart	1600	14	17:17.882	15.129	0.284	1:11.819	
5	44	Tue Lassen	DNK	Peugeot 207	1600	14	17:19.978	17.225	2.096	1:11.327	
6	12	Kim Villebaek	DNK	Suzuki Swift Sport	1600	14	17:20.901	18.148	0.923	1:11.886	
7	17	Mads Osterbro	DNK	Peugeot 207	1600	14	17:26.906	24.153	6.005	1:11.886	
8	98	Mike Hansen	DNK	Suzuki Swift	1600	14	17:32.072	29.319	5.166	1:12.265	
9	58	Michael Scharstein	DNK	Peugeot 207	1600	14	17:38.517	35.764	6.445	1:12.727	
10	124	Rasmus Holmegaard H	DNK	Peugeot 207	1600	14	17:42.515	39.762	3.998	1:13.282	
11	49	Soren Lyck	DNK	Renault Clio	1600	14	17:44.634	41.881	2.119	1:13.551	
12	27	Mark Backhausen	DNK	Peugeot 106 GTI	1600	14	17:44.638	41.885	0.004	1:13.241	
13	151	Jacob Hansen	DNK	Peugeot 106 GTI	1600	14	17:48.496	45.743	3.858	1:13.780	
14	86	Jens Jensen	DNK	Peugeot 106 Rallye	1600	14	17:48.849	46.096	0.353	1:13.325	
15	33	Jan Vestergaard	DNK	Suzuki Swift Sport	1600	14	18:08.755	1:06.002	19.906	1:13.999	
16	29	Jimmy Bob Sogaard Je	DNK	Peugeot 106 Rally	1600	14	18:09.698	1:06.945	0.943	1:13.704	
17	25	Leif Juhl	DNK	Toyota 1600 gti	1600	14	18:12.390	1:09.637	2.692	1:14.862	
18	48	August Chr Hansen	DNK	Suzuki Swift	1600	14	18:13.062	1:10.309	0.672	1:14.813	
19	18	Boris Dekic	DNK	Peugeot 106 Gti	1600	13	17:28.790	1 Lap	1 Lap	1:15.980	
20	106	Jorn Stovring	DNK	Peugeot 160 GTI	1600	13	17:43.625	1 Lap	14.835	1:16.898	
21	11	Lukas Maximilian Ravn	DNK	Citröen Saxo VTS	1600	13	17:43.940	1 Lap	0.315	1:15.910	
22	111	Morten Christensen	DNK	Peugeot 208	1600	12	14:53.580	2 Laps	1 Lap	1:11.996	

Not classified (75% = 10 Laps)

DQ	5	Mathias Valentin	DNK	Suzuki Swift Sport	1600	12	17:07.159	DQ		1:12.404	
----	---	------------------	-----	--------------------	------	----	-----------	----	--	----------	--

Announcements

#44 - +3 sec. penalty for pushing #37 between Turn 3 and 4

#5 - Disqualified - ulovlig luftindtag / illegal air intake

Margin of Victory	Avg. Speed	Best Lap Tm	Best Speed	Best Lap by
1.594	105,949	1:10.883	109,194	6 - Jesper Gregersen

Orbits

These results are provisional, until the conclusion of any judicial and technical inquiries.



Hans-Jorn Sogaard Andersen
Clerk of the Course



Attila Boros
Chief Timekeeper



CHRONOMOTO
TIMING

FTZ Padborg Open

1600 Challenge

Padborg Park 2,150 km

Heat 1

2017.04.30. 10:15

Race (15:00 and 1 Laps) started at 10:20:04

Lap	Time of Day	Lap Tm	Diff	S1 Tm	S2 Tm	S3 Tm	Lap	Time of Day	Lap Tm	Diff	S1 Tm	S2 Tm	S3 Tm
7	10:29:44.230	1:15.980											
8	10:31:02.954	1:18.724	+2.744										
9	10:32:21.887	1:18.933	+2.953										
10	10:33:38.112	1:16.225	+0.245										
11	10:34:56.770	1:18.658	+2.678										
12	10:36:16.872	1:20.102	+4.122										
13	10:37:33.206	1:16.334	+0.354										

(106) Jorn Stovring

1	10:21:55.765	1:23.526	+6.628
2	10:23:14.752	1:18.987	+2.089
3	10:24:33.226	1:18.474	+1.576
4	10:25:51.902	1:18.676	+1.778
5	10:27:09.418	1:17.516	+0.618
6	10:28:26.940	1:17.522	+0.624
7	10:29:43.838	1:16.898	
8	10:31:01.574	1:17.736	+0.838
9	10:32:22.957	1:21.383	+4.485
10	10:33:42.316	1:19.359	+2.461
11	10:35:02.930	1:20.614	+3.716
12	10:36:27.818	1:24.888	+7.990
13	10:37:48.041	1:20.223	+3.325

(11) Lukas Maximilian Ravn Staub

1	10:21:58.158	1:23.895	+7.985
2	10:23:18.570	1:20.412	+4.502
3	10:24:36.847	1:18.277	+2.367
4	10:25:54.855	1:18.008	+2.098
5	10:27:12.273	1:17.418	+1.508
6	10:28:29.114	1:16.841	+0.931
7	10:29:45.024	1:15.910	
8	10:31:03.463	1:18.439	+2.529
9	10:32:21.355	1:17.892	+1.982
10	10:33:37.701	1:16.346	+0.436
11	10:34:53.643	1:15.942	+0.032
12	10:36:29.242	1:35.599	+19.689
13	10:37:48.356	1:19.114	+3.204

(111) Morten Christensen

1	10:21:41.481	1:16.063	+4.067
2	10:22:54.693	1:13.212	+1.216
3	10:24:07.263	1:12.570	+0.574
4	10:25:19.311	1:12.048	+0.052
5	10:26:31.925	1:12.614	+0.618
6	10:27:43.921	1:11.996	
7	10:28:56.994	1:13.073	+1.077
8	10:30:09.130	1:12.136	+0.140
9	10:31:21.228	1:12.098	+0.102
10	10:32:33.451	1:12.223	+0.227
11	10:33:45.505	1:12.054	+0.058
12	10:34:57.996	1:12.491	+0.495

(5) Mathias Valentin

1	10:21:53.164	1:26.757	+14.353
p2	10:23:29.734	1:36.570	+24.166
3	10:26:08.693	2:38.959	+1:26.555
4	10:27:22.673	1:13.980	+1.576
5	10:28:36.018	1:13.345	+0.941
6	10:29:49.071	1:13.053	+0.649
7	10:31:02.455	1:13.384	+0.980
8	10:32:17.864	1:15.409	+3.005
9	10:33:30.675	1:12.811	+0.407
10	10:34:46.372	1:15.697	+3.293
11	10:35:59.171	1:12.799	+0.395
12	10:37:11.575	1:12.404	

FTZ Padborg Open

1600 Challenge

Padborg Park 2,150 km

Heat 2

2017.04.30. 14:50

Race (15:00 and 1 Laps)

POLE POSITION

1	1 98 Mike Hansen	2 17 Mads Osterbro
2	3 12 Kim Villebaek	4 44 Tue Lassen
3	5 37 Henrik Larsen	6 66 Brian Johannesen
4	7 23 Mikkel Gregersen	8 6 Jesper Gregersen
5	9 58 Michael Scharstein	10 124 Rasmus Holmegaard Hansen
6	11 49 Soren Lyck	12 27 Mark Backhausen
7	13 151 Jacob Hansen	14 86 Jens Jensen
8	15 33 Jan Vestergaard	16 29 Jimmy Bob Sogaard Jensen
9	17 25 Leif Juhl	18 48 August Chr Hansen
10	19 18 Boris Dekic	20 106 Jorn Stovring

FTZ Padborg Open

1600 Challenge

Padborg Park 2,150 km

Heat 2

2017.04.30. 14:50

Race (15:00 and 1 Laps)

11

21

11 Lukas Maximilian Ravn Staub

22

111 Morten Christensen

12

23

5 Mathias Valentin

These results are provisional, until the conclusion of any judicial and technical inquiries. Orhite


Hans-Jorn Sogaard Andersen
Clerk of the Course


Attila Boros
Chief Timekeeper

FTZ Padborg Open

Sorted on Laps

1600 Challenge

Padborg Park 2,150 km

Heat 2

2017.04.30. 14:50

Race (15:00 and 1 Laps) started at 14:52:25

Pos	No.	Name	Nat.	Car	Class	Laps	Total Tm	Diff	Gap	Best Tm	L
1	23	Mikkel Gregersen	DNK	Honda CRX	1600	12	16:49.573			1:11.969	
2	98	Mike Hansen	DNK	Suzuki Swift	1600	12	16:51.077	1.504	1.504	1:12.158	
3	37	Henrik Larsen	DNK	Fiat Arbart	1600	12	16:52.637	3.064	1.560	1:12.513	
4	66	Brian Johannesen	DNK	Suzuki Swift	1600	12	16:53.184	3.611	0.547	1:12.399	
5	17	Mads Osterbro	DNK	Peugeot 207	1600	12	16:53.607	4.034	0.423	1:12.178	
6	12	Kim Villebaek	DNK	Suzuki Swift Sport	1600	12	16:54.118	4.545	0.511	1:12.303	
7	111	Morten Christensen	DNK	Peugeot 208	1600	12	16:54.464	4.891	0.346	1:12.327	
8	124	Rasmus Holmegaard H	DNK	Peugeot 207	1600	12	16:56.707	7.134	2.243	1:12.852	
9	44	Tue Lassen	DNK	Peugeot 207	1600	12	16:56.995	7.422	0.288	1:11.890	
10	58	Michael Scharstein	DNK	Peugeot 207	1600	12	17:00.370	10.797	3.375	1:13.420	
11	49	Soren Lyck	DNK	Renault Clio	1600	12	17:02.135	12.562	0.016	1:13.701	
12	5	Mathias Valentin	DNK	Suzuki Swift Sport	1600	12	17:02.119	12.546	1.749	1:12.745	
13	151	Jacob Hansen	DNK	Peugeot 106 GTI	1600	12	17:05.428	15.855	3.293	1:13.875	
14	27	Mark Backhausen	DNK	Peugeot 106 GTI	1600	12	17:05.921	16.348	0.493	1:13.657	
15	33	Jan Vestergaard	DNK	Suzuki Swift Sport	1600	12	17:06.578	17.005	0.657	1:13.512	
16	86	Jens Jensen	DNK	Peugeot 106 Rallye	1600	12	17:09.085	19.512	2.507	1:14.340	
17	29	Jimmy Bob Sogaard Je	DNK	Peugeot 106 Rally	1600	12	17:11.460	21.887	2.375	1:14.712	
18	48	August Chr Hansen	DNK	Suzuki Swift	1600	12	17:16.049	26.476	4.589	1:15.666	
19	25	Leif Juhl	DNK	Toyota 1600 gti	1600	12	17:16.659	27.086	0.610	1:15.631	
20	106	Jorn Stovring	DNK	Peugeot 160 GTI	1600	12	17:17.556	27.983	0.897	1:15.148	

Not classified (75% = 9 Laps)

	6	Jesper Gregersen	DNK	Honda CRX	1600	5	6:50.914	7 Laps	7 Laps	1:14.449	
	11	Lukas Maximilian Ravn	DNK	Citröen Saxo VTS	1600	4	5:44.484	8 Laps	1 Lap	1:17.731	
DNS	18	Boris Dekic	DNK	Peugeot 106 Gti	1600			DNS			

Announcements

Resultatet er efter maaldommers afgørelse.

The result changed based on Finish line marshal's decision. (Position 11 and 12)

Margin of Victory	Avg. Speed	Best Lap Tm	Best Speed	Best Lap by
1.504	91,999	1:11.890	107,664	44 - Tue Lassen

Orbits

These results are provisional, until the conclusion of any judicial and technical inquiries.



Hans-Jorn Sogaard Andersen
Clerk of the Course



Attila Boros
Chief Timekeeper



CHRONOMOTO
TIMING

FTZ Padborg Open

Sorted on Best Lap time

Youngtimer Division 1

Padborg Park 2,150 km

Starting List - MODIFIED

2016.04.28. 18:00

Practice

Pos	No.	Name	Nat.	Driver Lic.	Competitor	ClubCode	Car	Class
1	101	Keld Graabaek	DNK	35618	Historisk Motor Sport Danmark	HMS-002	BMW E36	YT1
2	102	Jacob Schnoor	DNK	4555	Motorsport Nordjylland	MNJ-099	BMW E46	YT1
3	104	Erik Holgersen	DNK	3055	Aarhus Automobil Sport	AAS-027	BMW M3	YT1
4	109	Anders Lundgaard	DNK	7239	Skanderborg Motor Orienterings Klub	SMOK-320	Toyota Corolla	YT1
5	122	Michael Terkildsen	DNK	39165	Motor Sport Sønderjylland	MSS-022	BMW 328i	YT1
6	129	Sebastian Petersen	DNK	14389	Historisk Motor Sport Danmark	HMS-002	Toyota supra	YT1
7	146	Michael Zakrisen	DNK	6007	Historisk Motor Sport Danmark	HMS-002	Alfa Romeo 75 turbo	YT1
8	151	Torben Nielsen	DNK	32449	Historisk Motor Sport Danmark	HMS-002	Nissan Primera p11	YT1
9	167	Dan Pedersen	DNK	35585	Ikast og Omegns Motorklub	IMK-305	Volvo S 60	YT1
10	168	Mick Sogaard	DNK	36561	Historisk Motor Sport Danmark	HMS-002	BMW M3 E36	YT1
11	170	Bent Dyhre Hansen	DNK	65644	Historisk Motor Sport Danmark	HMS-002	BMW E36 M3	YT1
12	173	Tommy Dam Kieffer	DNK	33805	Historisk Motor Sport Danmark	HMS-002	BMW e36 JHP	YT1
13	193	Michael Soresen	DNK	34547	Sjællands Autosport	SA-062	Honda Civic ep3	YT1
14	195	Michael Skipper	DNK	61759	Aarhus Automobil Sport	AAS-027	BMW E36 M3	YT1
15	196	Claus Andersen	DNK	30973	Motor Sport Sønderjylland	MSS-022	Honda Civic	YT1
16	199	Dennis Nymand	DNK	6661	Motor Sport Sønderjylland	MSS-022	BMW E36 M3	YT1

FTZ Padborg Open

Sorted on Best Lap time

Youngtimer Division 1

Padborg Park 2,150 km

Timed Practice


2017.04.29. 10:30

Qualifying (20:00 Time) started at 10:29:27

Pos	No.	Name	Nat.	Competitor	Car	Class	Laps	Best Tm	Diff
1	168	Mick Sogaard	DNK	Historisk Motor Sport Danmark	BMW M3 E36	YT1	12	1:15.133	
2	195	Michael Skipper	DNK	Aarhus Automobil Sport	BMW E36 M3	YT1	12	1:17.116	1.983
3	170	Bent Dyhre Hansen	DNK	Historisk Motor Sport Danmark	BMW E36 M3	YT1	8	1:17.348	2.215
4	173	Tommy Dam Kieffer	DNK	Historisk Motor Sport Danmark	BMW e36 JHP	YT1	10	1:17.552	2.419
5	167	Dan Pedersen	DNK	Ikast og Omegns Motorklub	Volvo S 60	YT1	11	1:17.641	2.508
6	193	Michael Soresen	DNK	Sjaellands Autosport	Honda Civic ep3	YT1	13	1:18.758	3.625
7	199	Dennis Nymand	DNK	Motor Sport Sønderjylland	BMW E36 M3	YT1	12	1:18.837	3.704
8	104	Erik Holgersen	DNK	Aarhus Automobil Sport	BMW M3	YT1	13	1:20.442	5.309
9	196	Claus Andersen	DNK	Motor Sport Sønderjylland	Honda Civic	YT1	13	1:21.285	6.152
10	122	Michael Terkildsen	DNK	Motor Sport Sønderjylland	BMW 328i	YT1	12	1:24.448	9.315
11	129	Sebastian Petersen	DNK	Historisk Motor Sport Danmark	Toyota supra	YT1	7	1:26.878	11.745
12	151	Torben Nielsen	DNK	Historisk Motor Sport Danmark	Nissan Primera p11	YT1	11	1:26.938	11.805
13	102	Jacob Schnoor	DNK	Motorsport Nordjylland	BMW E46	YT1	7	1:29.100	13.967
14	101	Keld Graabaek	DNK	Historisk Motor Sport Danmark	BMW E36	YT1	8	1:30.161	15.028
15	109	Anders Lundgaard	DNK	Skanderborg Motor Orienterings Klul	Toyota Corolla	YT1	10	1:33.722	18.589
16	146	Michael Zakrisen	DNK	Historisk Motor Sport Danmark	Alfa Romeo 75 turbo	YT1	3	2:00.056	44.923

These results are provisional, until the conclusion of any judicial and technical inquiries.

Orbits


Hans-Jorn Sogaard Andersen
Clerk of the Course


Attila Boros
Chief Timekeeper



CHRONOMOTO
TIMING

FTZ Padborg Open

Youngtimer Division 1

Padborg Park 2,150 km

Timed Practice

2017.04.29. 10:30

Qualifying (20:00 Time) started at 10:29:27

Lap	Time of Day	Lap Tm	Diff	S1 Tm	S2 Tm	S3 Tm	Lap	Time of Day	Lap Tm	Diff	S1 Tm	S2 Tm	S3 Tm
2	10:33:44.930	1:34.566	+7.628	31.018	41.824	21.724							
3	10:35:16.037	1:31.107	+4.169	30.062	40.100	20.945							
4	10:36:47.671	1:31.634	+4.696	30.950	39.628	21.056							
5	10:38:19.614	1:31.943	+5.005	29.676	40.320	21.947							
6	10:39:48.341	1:28.727	+1.789	28.612	39.765	20.350							
7	10:41:20.794	1:32.453	+5.515	30.528	40.358	21.567							
p8	10:43:02.258	1:41.464	+14.526	28.502	37.931								
9	10:46:08.450	3:06.192	+1:39.254		59.486	35.122							
10	10:48:25.993	2:17.543	+50.605	42.521	:12.644	22.378							
11	10:49:52.931	1:26.938		29.336	37.548	20.054							

(102) Jacob Schnoor

1	10:31:51.327	1:42.170	+13.070	34.841	43.591	23.738
2	10:33:27.366	1:36.039	+6.939	31.631	41.401	23.007
3	10:34:59.064	1:31.698	+2.598	30.433	39.854	21.411
4	10:36:37.184	1:38.120	+9.020	36.538	40.588	20.994
5	10:38:06.284	1:29.100		29.438	38.669	20.993
p6	10:39:52.249	1:45.965	+16.865	29.097	39.241	
7	10:42:24.625	2:32.376	+1:03.276		39.610	21.345

(101) Keld Graabaek

1	10:31:42.905	1:40.219	+10.058	32.476	45.349	22.394
2	10:33:20.830	1:37.925	+7.764	31.612	43.160	23.153
3	10:34:54.365	1:33.535	+3.374	31.857	40.290	21.388
4	10:36:24.526	1:30.161		30.121	39.834	20.206
p5	10:38:01.785	1:37.259	+7.098	29.479	38.856	
6	10:40:36.271	2:34.486	+1:04.325		40.099	20.935
7	10:42:07.751	1:31.480	+1.319	29.736	40.756	20.988
p8	10:43:57.181	1:49.430	+19.269	29.508	39.281	

(109) Anders Lundgaard

1	10:32:22.796	1:42.103	+8.381	34.426	43.564	24.113
2	10:33:59.397	1:36.601	+2.879	31.237	42.467	22.897
3	10:35:38.987	1:39.590	+5.868	32.578	43.851	23.161
4	10:37:16.248	1:37.261	+3.539	30.748	42.778	23.735
5	10:38:54.316	1:38.068	+4.346	33.617	42.389	22.062
6	10:40:30.377	1:36.061	+2.339	30.100	43.199	22.762
p7	10:42:24.420	1:54.043	+20.321	30.316	41.617	
8	10:46:01.631	3:37.211	+2:03.489		:06.920	33.619
9	10:48:24.079	2:22.448	+48.726	46.146	:12.781	23.521
10	10:49:57.801	1:33.722		30.421	41.433	21.868

(146) Michael Zakrisen

1	10:46:28.788	2:00.056		38.127	53.406	28.523
2	10:48:34.276	2:05.488	+5.432	33.877	:07.170	24.441
p3	10:50:33.209	1:58.933	-1.123	31.092	42.461	

FTZ Padborg Open

Youngtimer Division 1

Padborg Park 2,150 km

Heat 1

2017.04.29. 16:25

Race (15:00 and 1 Laps)

POLE POSITION

Rank	Driver	Time
1	168 Mick Sogaard	1:15.133
2	195 Michael Skipper	1:17.116
3	170 Bent Dyhre Hansen	1:17.348
4	173 Tommy Dam Kieffer	1:17.552
5	167 Dan Pedersen	1:17.641
6	193 Michael Soresen	1:18.758
7	199 Dennis Nymand	1:18.837
8	104 Erik Holgersen	1:20.442
9	196 Claus Andersen	1:21.285
10	122 Michael Terkildsen	1:24.448
11	129 Sebastian Petersen	1:26.878
12	151 Torben Nielsen	1:26.938
13	102 Jacob Schnoor	1:29.100
14	101 Keld Graabaek	1:30.161
15	109 Anders Lundgaard	1:33.722
16	146 Michael Zakrisen	2:00.056

These results are provisional, until the conclusion of any judicial and technical inquiries.

Orbits

Hans-Jorn Sogaard Andersen
 Clerk of the Course

Attila Boros
 Chief Timekeeper

FTZ Padborg Open

Sorted on Laps

Youngtimer Division 1

Padborg Park 2,150 km

Heat 1

2017.04.29. 16:25

Race (15:00 and 1 Laps) started at 16:30:47

Pos	No.	Name	Nat.	Car	Class	Laps	Total Tm	Diff	Gap	Best Tm	L
1	199	Dennis Nymand	DNK	BMW E36 M3	YT1	13	16:17.392			1:05.136	
2	168	Mick Sogaard	DNK	BMW M3 E36	YT1	13	16:26.573	9.181	9.181	1:05.955	
3	195	Michael Skipper	DNK	BMW E36 M3	YT1	13	16:29.585	12.193	3.012	1:06.436	
4	129	Sebastian Petersen	DNK	Toyota supra	YT1	13	16:48.637	31.245	19.052	1:07.313	
5	167	Dan Pedersen	DNK	Volvo S 60	YT1	13	16:49.685	32.293	1.048	1:07.186	
6	104	Erik Holgersen	DNK	BMW M3	YT1	13	16:55.284	37.892	5.599	1:08.022	
7	151	Torben Nielsen	DNK	Nissan Primera p11	YT1	13	16:56.260	38.868	0.976	1:07.467	
8	173	Tommy Dam Kieffer	DNK	BMW e36 JHP	YT1	13	16:56.694	39.302	0.434	1:07.853	
9	101	Keld Graabaek	DNK	BMW E36	YT1	13	17:06.674	49.282	9.980	1:09.243	
10	193	Michael Soresen	DNK	Honda Civic ep3	YT1	13	17:22.674	1:05.282	16.000	1:10.781	
11	196	Claus Andersen	DNK	Honda Civic	YT1	13	17:25.450	1:08.058	2.776	1:10.316	
12	102	Jacob Schnoor	DNK	BMW E46	YT1	13	17:29.199	1:11.807	3.749	1:10.743	
13	122	Michael Terkildsen	DNK	BMW 328i	YT1	12	16:30.601	1 Lap	1 Lap	1:11.900	
14	109	Anders Lundgaard	DNK	Toyota Corolla	YT1	12	17:07.296	1 Lap	36.695	1:15.564	

Not classified (75% = 9 Laps)

146	Michael Zakrisen	DNK	Alfa Romeo 75 turbo	YT1	5	8:41.044	8 Laps	7 Laps	1:18.013
170	Bent Dyhre Hansen	DNK	BMW E36 M3	YT1		20.442	13 Laps	5 Laps	

Margin of Victory	Avg. Speed	Best Lap Tm	Best Speed	Best Lap by
9.181	102,947	1:05.136	118,828	199 - Dennis Nymand

Orbits

These results are provisional, until the conclusion of any judicial and technical inquiries.

 Hans-Jorn Sogaard Andersen
Clerk of the Course

 Attila Boros
Chief Timekeeper

FTZ Padborg Open

Youngtimer Division 1

Padborg Park 2,150 km

Heat 1

2017.04.29. 16:25

Race (15:00 and 1 Laps) started at 16:30:47

Lap	Time of Day	Lap Tm	Diff	S1 Tm	S2 Tm	S3 Tm	Lap	Time of Day	Lap Tm	Diff	S1 Tm	S2 Tm	S3 Tm
12	16:46:59.339	1:10.781		23.028									
13	16:48:10.506	1:11.167	+0.386	23.187									
(196) Claus Andersen													
1	16:32:33.341	1:23.218	+12.902	26.241	35.497	21.480							
2	16:34:34.792	2:01.451	+51.135	32.733	57.408	31.310							
3	16:36:12.637	1:37.845	+27.529	36.302	42.281	19.262							
4	16:37:27.323	1:14.686	+4.370	24.027	32.569	18.090							
5	16:38:40.725	1:13.402	+3.086	23.767	32.076	17.559							
6	16:39:53.156	1:12.431	+2.115	23.683	31.048	17.700							
7	16:41:05.468	1:12.312	+1.996	23.361	31.300	17.651							
8	16:42:17.211	1:11.743	+1.427	22.814	31.141	17.788							
9	16:43:27.987	1:10.776	+0.460	22.843	30.640	17.293							
10	16:44:39.094	1:11.107	+0.791	23.024	30.878	17.205							
11	16:45:49.716	1:10.622	+0.306	22.770	30.523	17.329							
12	16:47:00.032	1:10.316		22.802	30.379	17.135							
13	16:48:13.282	1:13.250	+2.934	23.161	30.686	19.403							
(102) Jacob Schnoor													
1	16:32:32.349	1:21.830	+11.087	25.773	33.791	22.266							
2	16:34:33.801	2:01.452	+50.709	32.952	57.165	31.335							
3	16:36:12.065	1:38.264	+27.521	36.253	42.565	19.446							
4	16:37:26.801	1:14.736	+3.993	23.746	32.904	18.086							
5	16:38:39.977	1:13.176	+2.433	23.725	31.682	17.769							
6	16:39:52.179	1:12.202	+1.459	23.231	31.468	17.503							
7	16:41:06.041	1:13.862	+3.119	24.008	31.817	18.037							
8	16:42:17.956	1:11.915	+1.172	23.220	30.979	17.716							
9	16:43:28.699	1:10.743		23.210	30.602	16.931							
10	16:44:39.826	1:11.127	+0.384	23.144	30.683	17.300							
11	16:45:51.982	1:12.156	+1.413	23.213	31.213	17.730							
12	16:47:04.165	1:12.183	+1.440	23.442	31.168	17.573							
13	16:48:17.031	1:12.866	+2.123	23.310	31.703	17.853							
(122) Michael Terkildsen													
1	16:32:34.282	1:22.893	+10.993	26.012	35.877	21.004							
2	16:34:36.244	2:01.962	+50.062	32.540	57.658	31.764							
3	16:36:15.025	1:38.781	+26.881	35.949	43.006	19.826							
4	16:37:31.017	1:15.992	+4.092	24.398	33.557	18.037							
5	16:38:44.606	1:13.589	+1.689	23.408									
6	16:39:58.370	1:13.764	+1.864	23.953									
7	16:41:10.332	1:11.962	+0.062	23.483									
8	16:42:22.232	1:11.900		23.139									
9	16:43:34.279	1:12.047	+0.147	23.308									
10	16:44:50.684	1:16.405	+4.505	24.319	32.735	19.351							
11	16:46:04.272	1:13.588	+1.688	24.232									
12	16:47:18.433	1:14.161	+2.261	24.953									
(109) Anders Lundgaard													
1	16:32:37.782	1:25.516	+9.952	25.726	37.241	22.549							
2	16:34:37.175	1:59.393	+43.829	30.173	57.416	31.804							
3	16:36:17.490	1:40.315	+24.751	35.661	43.876	20.778							
4	16:37:34.466	1:16.976	+1.412	24.647	33.526	18.803							
5	16:38:51.653	1:17.187	+1.623	25.072	33.444	18.671							
6	16:40:08.937	1:17.284	+1.720	25.166	33.426	18.692							
7	16:41:25.081	1:16.144	+0.580	25.017	32.955	18.172							
8	16:42:41.762	1:16.681	+1.117	24.624	33.866	18.191							
9	16:44:01.698	1:19.936	+4.372	26.224	35.283	18.429							
10	16:45:17.644	1:15.946	+0.382	24.575	32.972	18.399							
11	16:46:39.564	1:21.920	+6.356	27.713	35.708	18.499							
12	16:47:55.128	1:15.564		24.430	32.806	18.328							
(146) Michael Zakrisen													
1	16:32:39.153	1:26.245	+8.232	26.369	37.481	22.395							
2	16:34:38.330	1:59.177	+41.164	29.581	57.714	31.882							
3	16:36:18.501	1:40.171	+22.158	35.160	44.314	20.697							
4	16:37:36.514	1:18.013		25.151	33.447	19.415							
p5	16:39:28.876	1:52.362	+34.349	24.703	39.653								

FTZ Padborg Open

Youngtimer Division 1

Padborg Park 2,150 km

Heat 2 - MODIFIED

2017.04.30. 09:00

Race (15:00 and 1 Laps)

POLE POSITION

1	1 199 Dennis Nymand 1:05.136	2 168 Mick Sogaard 1:05.955
2	3 195 Michael Skipper 1:06.436	4 167 Dan Pedersen 1:07.186
3	5 129 Sebastian Petersen 1:07.313	6 151 Torben Nielsen 1:07.467
4	7 173 Tommy Dam Kieffer 1:07.853	8 104 Erik Holgersen 1:08.022
5	9 101 Keld Graabaek 1:09.243	10 196 Claus Andersen 1:10.316
6	11 102 Jacob Schnoor 1:10.743	12 193 Michael Soresen 1:10.781
7	13 122 Michael Terkildsen 1:11.900	14 109 Anders Lundgaard 1:15.564
8	15 146 Michael Zakrisen 1:18.013	16 170 Bent Dyhre Hansen

FTZ Padborg Open

Sorted on Laps

Youngtimer Division 1

Padborg Park 2,150 km

Heat 2 - MODIFIED

2017.04.30. 09:00

Race started at 9:00:44

Pos	No.	Name	Nat.	Car	Class	Laps	Total Tm	Diff	Gap	Best Tm	L
1	195	Michael Skipper	DNK	BMW E36 M3	YT1	15	16:57.222			1:05.562	
2	199	Dennis Nymand	DNK	BMW E36 M3	YT1	15	16:57.453	0.231	0.231	1:05.569	
3	167	Dan Pedersen	DNK	Volvo S 60	YT1	15	17:18.533	21.311	21.080	1:06.409	
4	173	Tommy Dam Kieffer	DNK	BMW e36 JHP	YT1	15	17:39.745	42.523	21.212	1:06.363	
5	104	Erik Holgersen	DNK	BMW M3	YT1	15	17:41.519	44.297	1.774	1:07.469	
6	101	Keld Graabaek	DNK	BMW E36	YT1	15	18:03.613	1:06.391	22.094	1:09.562	
7	170	Bent Dyhre Hansen	DNK	BMW E36 M3	YT1	15	18:08.427	1:11.205	4.814	1:09.174	
8	129	Sebastian Petersen	DNK	Toyota supra	YT1	14	16:01.239	1 Lap	1 Lap	1:05.621	
9	193	Michael Soresen	DNK	Honda Civic ep3	YT1	14	17:07.306	1 Lap	1:06.067	1:10.111	
10	196	Claus Andersen	DNK	Honda Civic	YT1	14	17:15.997	1 Lap	8.691	1:10.116	
11	109	Anders Lundgaard	DNK	Toyota Corolla	YT1	13	17:16.967	2 Laps	1 Lap	1:14.747	
12	146	Michael Zakrisen	DNK	Alfa Romeo 75 turbo	YT1	13	17:19.592	2 Laps	2.625	1:14.985	
13	151	Torben Nielsen	DNK	Nissan Primera p11	YT1	10	12:33.299	5 Laps	3 Laps	1:09.611	
14	102	Jacob Schnoor	DNK	BMW E46	YT1	3	4:43.918	12 Laps	7 Laps	1:12.502	
15	122	Michael Terkildsen	DNK	BMW 328i	YT1	2	3:23.633	13 Laps	1 Lap	1:21.162	

Not classified

DQ	168	Mick Sogaard	DNK	BMW M3 E36	YT1	15	17:08.069	DQ		1:06.060	
----	-----	--------------	-----	------------	-----	----	-----------	----	--	----------	--

Announcements

#168 - Disqualified from the Heat 2 - no data from Datalogger

Margin of Victory	Avg. Speed	Best Lap Tm	Best Speed	Best Lap by
0.231	114,134	1:05.562	118,056	195 - Michael Skipper

These results are provisional, until the conclusion of any judicial and technical inquiries.

Orbits



Hans-Jorn Sogaard Andersen
Clerk of the Course



Attila Boros
Chief Timekeeper



CHRONOMOTO
TIMING

FTZ Padborg Open

Youngtimer Division 1

Padborg Park 2,150 km

Heat 2

2017.04.30. 09:00

Race (15:00 and 1 Laps) started at 9:00:44

Lap	Time of Day	Lap Tm	Diff	S1 Tm	S2 Tm	S3 Tm	Lap	Time of Day	Lap Tm	Diff	S1 Tm	S2 Tm	S3 Tm
11	9:13:25.952	1:05.621					7	9:09:21.929	1:10.932	+1.321			
12	9:14:32.396	1:06.444	+0.823				8	9:10:32.378	1:10.449	+0.838			
13	9:15:38.764	1:06.368	+0.747				9	9:11:43.331	1:10.953	+1.342			
14	9:16:45.499	1:06.735	+1.114				p10	9:13:17.559	1:34.228	+24.617			

(193) Michael Sorensen

1	9:02:22.839	1:15.498	+5.387
2	9:03:35.472	1:12.633	+2.522
3	9:04:47.759	1:12.287	+2.176
4	9:05:59.217	1:11.458	+1.347
5	9:07:09.798	1:10.581	+0.470
6	9:08:20.870	1:11.072	+0.961
7	9:09:30.981	1:10.111	
8	9:10:41.094	1:10.113	+0.002
9	9:11:51.691	1:10.597	+0.486
10	9:13:03.894	1:12.203	+2.092
11	9:14:15.756	1:11.862	+1.751
12	9:15:27.512	1:11.756	+1.645
13	9:16:40.017	1:12.505	+2.394
14	9:17:51.566	1:11.549	+1.438

(102) Jacob Schnoor

1	9:02:22.433	1:15.498	+2.996
2	9:03:34.935	1:12.502	
p3	9:05:28.178	1:53.243	+40.741

(122) Michael Terkildsen

1	9:02:30.346	1:21.162	
p2	9:04:07.893	1:37.547	+16.385

(196) Claus Andersen

1	9:02:31.293	1:22.332	+12.216
2	9:03:46.444	1:15.151	+5.035
3	9:05:00.541	1:14.097	+3.981
4	9:06:11.889	1:11.348	+1.232
5	9:07:22.728	1:10.839	+0.723
6	9:08:33.101	1:10.373	+0.257
7	9:09:43.929	1:10.828	+0.712
8	9:10:54.069	1:10.140	+0.024
9	9:12:04.240	1:10.171	+0.055
10	9:13:14.491	1:10.251	+0.135
11	9:14:28.392	1:13.901	+3.785
12	9:15:39.286	1:10.894	+0.778
13	9:16:49.402	1:10.116	
14	9:18:00.257	1:10.855	+0.739

(109) Anders Lundgaard

1	9:02:29.731	1:20.970	+6.223
2	9:03:49.291	1:19.560	+4.813
3	9:05:06.794	1:17.503	+2.756
4	9:06:23.253	1:16.459	+1.712
5	9:07:40.309	1:17.056	+2.309
6	9:09:00.641	1:20.332	+5.585
7	9:10:17.886	1:17.245	+2.498
8	9:11:37.062	1:19.176	+4.429
9	9:12:54.785	1:17.723	+2.976
10	9:14:09.532	1:14.747	
11	9:15:25.019	1:15.487	+0.740
12	9:16:43.337	1:18.318	+3.571
13	9:18:01.227	1:17.890	+3.143

(146) Michael Zakrisen

1	9:02:34.387	1:24.393	+9.408
2	9:03:52.465	1:18.078	+3.093
3	9:05:11.099	1:18.634	+3.649
4	9:06:28.748	1:17.649	+2.664
5	9:07:47.688	1:18.940	+3.955
6	9:09:03.735	1:16.047	+1.062
7	9:10:18.720	1:14.985	
8	9:11:38.467	1:19.747	+4.762
9	9:12:54.428	1:15.961	+0.976
10	9:14:09.703	1:15.275	+0.290
11	9:15:26.701	1:16.998	+2.013
12	9:16:45.154	1:18.453	+3.468
13	9:18:03.852	1:18.698	+3.713

(151) Torben Nielsen

1	9:02:20.329	1:15.272	+5.661
2	9:03:31.305	1:10.976	+1.365
3	9:04:41.512	1:10.207	+0.596
4	9:05:51.661	1:10.149	+0.538
5	9:07:01.386	1:09.725	+0.114
6	9:08:10.997	1:09.611	

These results are provisional, until the conclusion of any judicial and technical inquiries.

Orbits

Hans-Jorn Sogaard Andersen
Clerk of the Course

Attila Boros
Chief Timekeeper

CHRONOMOTO
TIMING

FTZ Padborg Open

Youngtimer Division 1

Padborg Park 2,150 km

Heat 3 - MODIFIED

2017.04.30. 14:00

Race (15:00 and 1 Laps)

POLE POSITION

1	1 195 Michael Skipper 1:05.562	2 199 Dennis Nymand 1:05.569
2	3 129 Sebastian Petersen 1:05.621	4 173 Tommy Dam Kieffer 1:06.363
3	5 167 Dan Pedersen 1:06.409	6 104 Erik Holgersen 1:07.469
4	7 170 Bent Dyhre Hansen 1:09.174	8 101 Keld Graabaek 1:09.562
5	9 151 Torben Nielsen 1:09.611	10 193 Michael Soresen 1:10.111
6	11 196 Claus Andersen 1:10.116	12 102 Jacob Schnoor 1:12.502
7	13 109 Anders Lundgaard 1:14.747	14 146 Michael Zakrisen 1:14.985
8	15 122 Michael Terkildsen 1:21.162	16 168 Mick Sogaard 1:06.060

FTZ Padborg Open

Sorted on Laps

Youngtimer Division 1

Padborg Park 2,150 km

Heat 3 - MODIFIED

2017.04.30. 14:00

Race (15:00 and 1 Laps) started at 14:01:16

Pos	No.	Name	Nat.	Car	Class	Laps	Total Tm	Diff	Gap	Best Tm	L
1	199	Dennis Nymand	DNK	BMW E36 M3	YT1	15	16:52.541			1:05.480	
2	195	Michael Skipper	DNK	BMW E36 M3	YT1	15	17:01.928	9.387	9.387	1:06.577	
3	167	Dan Pedersen	DNK	Volvo S 60	YT1	15	17:03.280	10.739	1.352	1:06.015	
4	129	Sebastian Petersen	DNK	Toyota supra	YT1	15	17:13.848	21.307	10.568	1:06.867	
5	168	Mick Sogaard	DNK	BMW M3 E36	YT1	15	17:17.434	24.893	3.586	1:06.232	
6	151	Torben Nielsen	DNK	Nissan Primera p11	YT1	15	17:17.750	25.209	0.316	1:06.074	
7	173	Tommy Dam Kieffer	DNK	BMW e36 JHP	YT1	15	17:33.367	40.826	15.617	1:06.983	
8	104	Erik Holgersen	DNK	BMW M3	YT1	15	17:43.951	51.410	10.584	1:08.473	
9	101	Keld Graabaek	DNK	BMW E36	YT1	15	18:00.611	1:08.070	16.660	1:10.074	
10	170	Bent Dyhre Hansen	DNK	BMW E36 M3	YT1	15	18:00.990	1:08.449	0.379	1:09.675	
11	196	Claus Andersen	DNK	Honda Civic	YT1	14	16:55.370	1 Lap	1 Lap	1:10.266	
12	193	Michael Soresen	DNK	Honda Civic ep3	YT1	14	17:10.372	1 Lap	15.002	1:10.897	
13	109	Anders Lundgaard	DNK	Toyota Corolla	YT1	13	17:18.531	2 Laps	1 Lap	1:16.189	

Not classified (75% = 11 Laps)

DNS	102	Jacob Schnoor	DNK	BMW E46	YT1			DNS			
DNS	122	Michael Terkildsen	DNK	BMW 328i	YT1			DNS			
DQ	146	Michael Zakrisen	DNK	Alfa Romeo 75 turbo	YT1	5	7:04.823	DQ		1:15.243	

Announcements

#146 - Jump start - 1 time through the penalty line

#146 - Disqualified from the Heat 3 - no respect to the flags of marshals

Margin of Victory	Avg. Speed	Best Lap Tm	Best Speed	Best Lap by
9.387	114,662	1:05.480	118,204	199 - Dennis Nymand

Orbits

These results are provisional, until the conclusion of any judicial and technical inquiries.



Hans-Jorn Sogaard Andersen
Clerk of the Course



Attila Boros
Chief Timekeeper



CHRONOMOTO
TIMING

FTZ Padborg Open

Youngtimer Division 1

Padborg Park 2,150 km

Heat 3

2017.04.30. 14:00

Race (15:00 and 1 Laps) started at 14:01:16

Lap	Time of Day	Lap Tm	Diff	S1 Tm	S2 Tm	S3 Tm	Lap	Time of Day	Lap Tm	Diff	S1 Tm	S2 Tm	S3 Tm
11	14:14:33.277	1:10.708	+0.634				4	14:06:41.652	1:15.875	+0.632			
12	14:15:43.993	1:10.716	+0.642				p5	14:08:21.724	1:40.072	+24.829			
13	14:16:54.768	1:10.775	+0.701										
14	14:18:05.924	1:11.156	+1.082										
15	14:19:17.512	1:11.588	+1.514										

(170) Bent Dyhre Hansen

1	14:02:50.660	1:14.473	+4.798
2	14:04:01.318	1:10.658	+0.983
3	14:05:11.740	1:10.422	+0.747
4	14:06:21.849	1:10.109	+0.434
5	14:07:31.809	1:09.960	+0.285
6	14:08:41.834	1:10.025	+0.350
7	14:09:51.681	1:09.847	+0.172
8	14:11:01.356	1:09.675	
9	14:12:12.082	1:10.726	+1.051
10	14:13:23.376	1:11.294	+1.619
11	14:14:34.007	1:10.631	+0.956
12	14:15:44.713	1:10.706	+1.031
13	14:16:55.315	1:10.602	+0.927
14	14:18:06.494	1:11.179	+1.504
15	14:19:17.891	1:11.397	+1.722

(196) Claus Andersen

1	14:02:51.721	1:14.786	+4.520
2	14:04:03.635	1:11.914	+1.648
3	14:05:14.629	1:10.994	+0.728
4	14:06:25.300	1:10.671	+0.405
5	14:07:36.558	1:11.258	+0.992
6	14:08:47.278	1:10.720	+0.454
7	14:09:57.743	1:10.465	+0.199
8	14:11:08.337	1:10.594	+0.328
9	14:12:18.718	1:10.381	+0.115
10	14:13:29.150	1:10.432	+0.166
11	14:14:39.709	1:10.559	+0.293
12	14:15:49.975	1:10.266	
13	14:17:00.322	1:10.347	+0.081
14	14:18:12.271	1:11.949	+1.683

(193) Michael Soresen

1	14:02:52.306	1:14.819	+3.922
2	14:04:04.669	1:12.363	+1.466
3	14:05:15.595	1:10.926	+0.029
4	14:06:26.492	1:10.897	
5	14:07:37.489	1:10.997	+0.100
6	14:08:48.426	1:10.937	+0.040
7	14:09:59.855	1:11.429	+0.532
8	14:11:11.545	1:11.690	+0.793
9	14:12:23.254	1:11.709	+0.812
10	14:13:35.349	1:12.095	+1.198
11	14:14:47.693	1:12.344	+1.447
12	14:16:00.444	1:12.751	+1.854
13	14:17:14.062	1:13.618	+2.721
14	14:18:27.273	1:13.211	+2.314

(109) Anders Lundgaard

1	14:02:56.529	1:17.963	+1.774
2	14:04:12.718	1:16.189	
3	14:05:29.071	1:16.353	+0.164
4	14:06:46.098	1:17.027	+0.838
5	14:08:02.710	1:16.612	+0.423
6	14:09:20.750	1:18.040	+1.851
7	14:10:40.918	1:20.168	+3.979
8	14:12:00.282	1:19.364	+3.175
9	14:13:17.877	1:17.595	+1.406
10	14:14:38.028	1:20.151	+3.962
11	14:15:56.848	1:18.820	+2.631
12	14:17:15.545	1:18.697	+2.508
13	14:18:35.432	1:19.887	+3.698

(146) Michael Zakrisen

1	14:02:55.147	1:16.665	+1.422
2	14:04:10.390	1:15.243	
3	14:05:25.777	1:15.387	+0.144

These results are provisional, until the conclusion of any judicial and technical inquiries.

Orbits


Hans-Jorn Sogaard Andersen
Clerk of the Course


Attila Boros
Chief Timekeeper


CHRONOMOTO
TIMING

FTZ Padborg Open

Sorted on Best Lap time

Youngtimer Division 2 + 3

Padborg Park 2,150 km

Starting List - MODIFIED

2016.04.28. 18:00

Practice

Pos	No.	Name	Nat.	Driver Lic.	Competitor	ClubCode	Car	Class
1	208	Frank Jakobsen	DNK	78237	Motor Sport Sønderjylland	MSS-022	BMW E36	YT2
2	209	Soren I. Christiansen	DNK	04836	Motor Sport Sønderjylland	MSS-022	Peugeot	YT2
3	222	Soren Christensen	DNK	73667	Historisk Motor Sport Danmark	HMS-002	BMW E46 coupe	YT2
4	234	Rene Sevel Andersen	DNK	40717	Motor Sport Sønderjylland	MSS-022	BMW E30 325i	YT2
5	254	Max Terpager	DNK	79458	Aarhus Automobil Sport	AAS-027	BMW E46	YT2
6	256	Ole Sondrup	DNK	6157	Aarhus Automobil Sport	AAS-027	Audi A3 1	YT2
7	257	Tom Jorgensen	DNK	72527	Aarhus Automobil Sport	AAS-027	BMW E46	YT2
8	258	Knud Andersen	DNK	73910	Aarhus Automobil Sport	AAS-027	BMW E46	YT2
9	259	Anders Jensen	DNK	55164	Historisk Motor Sport Danmark	HMS-002	BMW 318is E30	YT2
10	260	Anders Tage Jensen	DNK	7343	Motor Sport Sønderjylland	MSS-022	BMW E36 Compact 2	YT2
11	266	Kurt Poulsen	DNK	70798	Motor Sport Sønderjylland	MSS-022	Peugeot 306	YT2
12	272	Brian Thinggaard Ibsen	DNK	752	Djursland Motor Klub Autosport	DMKA-006	Citroen Xsara VTS	YT2
13	275	Jens Zinck	DNK	71255	Aarhus Automobil Sport	AAS-027	Audi A3 turbo	YT2
14	281	Martin Sorensen	DNK	17279	Historisk Motor Sport Danmark	HMS-002	BMW 325ti E46 compact	YT2
15	286	Steffen Alsing Jorgensen	DNK	26126	Aarhus Automobil Sport	AAS-027	VW Polo GTI	YT2
16	311	Ole Knudsen	DNK	3785	Historisk Motor Sport Danmark	HMS-002	Peugeot 106 gti	YT3
17	318	Peder Skipper	DNK	61970	Aarhus Automobil Sport	AAS-027	BMW 318IS	YT3
18	322	Michael Nymark	DNK	75726	Historisk Motor Sport Danmark	HMS-002	BMW E30	YT3
19	323	Lars Lundgaard	DNK	7245	Skanderborg Motor Orienterings Klub	SMOK-320	Citroën Saxo vts	YT3
20	324	Torben Moller	DNK	81234	Skanderborg Motor Orienterings Klub	SMOK-320	BMW E36	YT3
21	325	Orla Iversen	DNK	7248	Skanderborg Motor Orienterings Klub	SMOK-320	BMW 525	YT3
22	356	Jorgen O Jorgensen	DNK	62332	Motor Sport Sønderjylland	MSS-022	BMW E46	YT2
23	358	Frank Schou	DNK	39355	Historisk Motor Sport Danmark	HMS-002	Porsche 944	YT3

Orbits

These results are provisional, until the conclusion of any judicial and technical inquiries.



Hans-Jorn Sogaard Andersen
Clerk of the Course



Attila Boros
Chief Timekeeper



CHRONOMOTO
TIMING

FTZ Padborg Open

Sorted on Best Lap time

Youngtimer Division 2 + 3

Padborg Park 2,150 km

Timed Practice

2017.04.29. 10:55

Qualifying (20:00 Time) started at 10:55:30

Pos	No.	Name	Nat.	Competitor	Car	Class	Laps	Best Tm	Diff
1	209	Soren I. Christiansen	DNK	Motor Sport Sønderjylland	Peugeot	YT2	11	1:13.643	
2	260	Anders Tage Jensen	DNK	Motor Sport Sønderjylland	BMW E36 Compact 2	YT2	14	1:14.513	0.870
3	256	Ole Sondrup	DNK	Aarhus Automobil Sport	Audi A3 1	YT2	14	1:15.232	1.589
4	322	Michael Nymark	DNK	Historisk Motor Sport Danmark	BMW E30	YT3	14	1:15.677	2.034
5	234	Rene Sevel Andersen	DNK	Motor Sport Sønderjylland	BMW E30 325i	YT2	13	1:16.210	2.567
6	281	Martin Sorensen	DNK	Historisk Motor Sport Danmark	BMW 325ti E46 compact	YT2	13	1:16.585	2.942
7	286	Steffen Alsing Jorgensen	DNK	Aarhus Automobil Sport	VW Polo GTI	YT2	10	1:17.476	3.833
8	266	Kurt Poulsen	DNK	Motor Sport Sønderjylland	Peugeot 306	YT2	12	1:17.591	3.948
9	318	Peder Skipper	DNK	Aarhus Automobil Sport	BMW 318IS	YT3	14	1:18.830	5.187
10	259	Anders Jensen	DNK	Historisk Motor Sport Danmark	BMW 318is E30	YT2	13	1:19.627	5.984
11	323	Lars Lundgaard	DNK	Skanderborg Motor Orienterings Klul	Citroën Saxo vts	YT3	12	1:19.677	6.034
12	208	Frank Jakobsen	DNK	Motor Sport Sønderjylland	BMW E36	YT2	13	1:20.060	6.417
13	311	Ole Knudsen	DNK	Historisk Motor Sport Danmark	Peugeot 106 gti	YT3	14	1:20.136	6.493
14	272	Brian Thinggaard Ibsen	DNK	Djursland Motor Klub Autosport	Citroen Xsara VTS	YT2	14	1:20.269	6.626
15	222	Soren Christensen	DNK	Historisk Motor Sport Danmark	BMW E46 coupe	YT2	13	1:20.725	7.082
16	358	Frank Schou	DNK	Historisk Motor Sport Danmark	Porsche 944	YT3	13	1:21.008	7.365
17	325	Orla Iversen	DNK	Skanderborg Motor Orienterings Klul	BMW 525	YT3	11	1:21.134	7.491
18	356	Jorgen O Jorgensen	DNK	Motor Sport Sønderjylland	BMW E46	YT2	13	1:22.408	8.765
19	257	Tom Jorgensen	DNK	Aarhus Automobil Sport	BMW E46	YT2	13	1:22.722	9.079
20	275	Jens Zinck	DNK	Aarhus Automobil Sport	Audi A3 turbo	YT2	12	1:23.363	9.720
21	324	Torben Moller	DNK	Skanderborg Motor Orienterings Klul	BMW E36	YT3	12	1:23.463	9.820
22	258	Knud Andersen	DNK	Aarhus Automobil Sport	BMW E46	YT2	13	1:24.278	10.635
23	254	Max Terpager	DNK	Aarhus Automobil Sport	BMW E46	YT2	13	1:24.303	10.660

These results are provisional, until the conclusion of any judicial and technical inquiries.

Orbits



Hans-Jorn Sogaard Andersen
Clerk of the Course



Attila Boros
Chief Timekeeper



CHRONOMOTO
TIMING

FTZ Padborg Open

Youngtimer Division 2 + 3

Padborg Park 2,150 km

Timed Practice

2017.04.29. 10:55

Qualifying (20:00 Time) started at 10:55:30

Lap	Time of Day	Lap Tm	Diff	S1 Tm	S2 Tm	S3 Tm	Lap	Time of Day	Lap Tm	Diff	S1 Tm	S2 Tm	S3 Tm
(324) Torben Moller													
1	10:59:00.025	2:11.325	+47.862	:01.573	44.657	25.095							
2	11:00:34.938	1:34.913	+11.450	31.310	40.285	23.318							
3	11:02:07.030	1:32.092	+8.629	31.028	39.418	21.646							
4	11:03:37.292	1:30.262	+6.799	29.545	39.874	20.843							
5	11:05:05.713	1:28.421	+4.958	29.442	38.270	20.709							
6	11:06:35.439	1:29.726	+6.263	32.133	37.202	20.391							
7	11:08:01.663	1:26.224	+2.761	27.995	37.174	21.055							
8	11:09:27.243	1:25.580	+2.117	28.898	36.334	20.348							
9	11:10:53.326	1:26.083	+2.620	30.362	35.808	19.913							
10	11:12:17.506	1:24.180	+0.717	27.223	35.263	21.694							
11	11:13:40.969	1:23.463		26.843	36.058	20.562							
p12	11:15:48.918	2:07.949	+44.486	26.580	35.500								
(258) Knud Andersen													
1	10:58:10.528	1:34.851	+10.573	30.856	41.765	22.230							
2	10:59:45.791	1:35.263	+10.985	31.568	41.943	21.752							
3	11:01:20.067	1:34.276	+9.998	31.418	40.735	22.123							
4	11:02:51.454	1:31.387	+7.109	30.787	39.277	21.323							
5	11:04:21.949	1:30.495	+6.217	29.692	38.547	22.256							
6	11:05:53.363	1:31.414	+7.136	28.954	39.856	22.604							
7	11:07:21.915	1:28.552	+4.274	29.484	38.095	20.973							
8	11:08:50.786	1:28.871	+4.593	31.074	37.878	19.919							
9	11:10:17.229	1:26.443	+2.165	28.378	37.255	20.810							
10	11:11:43.229	1:26.000	+1.722	27.664	36.822	21.514							
11	11:13:09.036	1:25.807	+1.529	29.495	36.848	19.464							
12	11:14:34.000	1:24.964	+0.686	27.666	37.274	20.024							
13	11:15:58.278	1:24.278		27.840	36.374	20.064							
(254) Max Terpager													
1	10:58:07.787	1:39.011	+14.708	32.590	43.961	22.460							
2	10:59:40.999	1:33.212	+8.909	31.311	40.854	21.047							
3	11:01:16.773	1:35.774	+11.471	31.773	42.206	21.795							
4	11:02:49.098	1:32.325	+8.022	30.665	40.515	21.145							
5	11:04:19.476	1:30.378	+6.075	29.671	39.253	21.454							
6	11:05:51.316	1:31.840	+7.537	29.714	40.821	21.305							
7	11:07:22.800	1:31.484	+7.181	30.889	38.424	22.171							
8	11:08:55.021	1:32.221	+7.918	31.930	39.598	20.693							
9	11:10:21.016	1:25.995	+1.692	28.516	37.670	19.809							
10	11:11:48.348	1:27.332	+3.029	28.166	37.531	21.635							
11	11:13:13.027	1:24.679	+0.376	27.476	36.967	20.236							
12	11:14:37.330	1:24.303		27.304	36.797	20.202							
13	11:16:01.902	1:24.572	+0.269	27.365	37.011	20.196							

FTZ Padborg Open

Youngtimer Division 2 + 3

Padborg Park 2,150 km

Heat 1

2017.04.29. 16:50

Race (15:00 and 1 Laps)

POLE POSITION

Rank	Driver	Time	Rank	Driver	Time
1	209 Soren I. Christiansen	1:13.643	2	260 Anders Tage Jensen	1:14.513
2	256 Ole Sondrup	1:15.232	4	322 Michael Nymark	1:15.677
3	234 Rene Sevel Andersen	1:16.210	6	281 Martin Sorensen	1:16.585
4	286 Steffen Alsing Jorgensen	1:17.476	8	266 Kurt Poulsen	1:17.591
5	318 Peder Skipper	1:18.830	10	259 Anders Jensen	1:19.627
6	323 Lars Lundgaard	1:19.677	12	208 Frank Jakobsen	1:20.060
7	311 Ole Knudsen	1:20.136	14	272 Brian Thinggaard Ibsen	1:20.269
8	222 Soren Christensen	1:20.725	16	358 Frank Schou	1:21.008
9	325 Orla Iversern	1:21.134	18	356 Jorgen O Jorgensen	1:22.408
10	257 Tom Jorgensen	1:22.722	20	275 Jens Zinck	1:23.363

These results are provisional, until the conclusion of any judicial and technical inquiries.

Orbits


 Hans-Jorn Sogaard Andersen
 Clerk of the Course


 Attila Boros
 Chief Timekeeper



FTZ Padborg Open

Youngtimer Division 2 + 3

Padborg Park 2,150 km

Heat 1

2017.04.29. 16:50

Race (15:00 and 1 Laps)

11

21

324 Torben Moller
1:23.463

22

258 Knud Andersen
1:24.278

12

23

254 Max Terpager
1:24.303

FTZ Padborg Open

Sorted on Laps

Youngtimer Division 2 + 3

Padborg Park 2,150 km

Heat 1 - MODIFIED

2017.04.29. 16:50

Race started at 16:56:40

Pos	No.	Name	Nat.	Car	Class	Laps	Total Tm	Diff	Gap	Best Tm
1	209	Soren I. Christiansen	DNK	Peugeot	YT2	14	17:04.086			1:10.796
2	234	Rene Sevel Andersen	DNK	BMW E30 325i	YT2	14	17:04.354	0.268	0.268	1:09.585
3	286	Steffen Alsing Jorgense	DNK	VW Polo GTI	YT2	14	17:08.039	3.953	3.685	1:10.173
4	260	Anders Tage Jensen	DNK	BMW E36 Compact 2	YT2	14	17:09.510	5.424	1.471	1:10.680
5	281	Martin Sorensen	DNK	BMW 325ti E46 compact	YT2	14	17:10.277	6.191	0.767	1:09.891
6	266	Kurt Poulsen	DNK	Peugeot 306	YT2	14	17:48.144	44.058	37.867	1:12.981
7	256	Ole Sondrup	DNK	Audi A3 1	YT2	14	17:49.727	45.641	1.583	1:10.530
8	318	Peder Skipper	DNK	BMW 318IS	YT3	14	17:50.275	46.189	0.548	1:12.315
9	322	Michael Nymark	DNK	BMW E30	YT3	14	17:50.616	46.530	0.341	1:13.025
10	259	Anders Jensen	DNK	BMW 318is E30	YT2	14	17:52.035	47.949	1.419	1:12.895
11	272	Brian Thinggaard Ibsen	DNK	Citroen Xsara VTS	YT2	14	17:56.441	52.355	4.406	1:12.860
12	208	Frank Jakobsen	DNK	BMW E36	YT2	14	18:00.459	56.373	4.018	1:13.157
13	358	Frank Schou	DNK	Porsche 944	YT3	14	18:02.005	57.919	1.546	1:13.635
14	311	Ole Knudsen	DNK	Peugeot 106 gti	YT3	14	18:14.774	1:10.688	12.769	1:14.278
15	323	Lars Lundgaard	DNK	Citroën Saxo vts	YT3	13	17:21.999	1 Lap	1 Lap	1:15.043
16	275	Jens Zinck	DNK	Audi A3 turbo	YT2	13	17:27.183	1 Lap	5.184	1:16.496
17	258	Knud Andersen	DNK	BMW E46	YT2	13	17:28.354	1 Lap	1.171	1:15.731
18	324	Torben Moller	DNK	BMW E36	YT3	13	17:33.242	1 Lap	4.888	1:16.107
19	254	Max Terpger	DNK	BMW E46	YT2	13	18:01.238	1 Lap	27.996	1:16.714
20	325	Orla Iversern	DNK	BMW 525	YT3	13	18:11.569	1 Lap	10.331	1:18.447
21	356	Jorgen O Jorgensen	DNK	BMW E46	YT2	12	17:08.569	2 Laps	1 Lap	1:21.631

Not classified

DNS	222	Soren Christensen	DNK	BMW E46 coupe	YT2			DNS		
DQ	257	Tom Jorgensen	DNK	BMW E46	YT2	14	18:20.207	DQ		1:14.740

Announcements

#257 Disqualified from the whole event - weight/horsepower proportion is not sufficient

Margin of Victory	Avg. Speed	Best Lap Tm	Best Speed	Best Lap by
0.268	105,811	1:09.585	111,231	234 - Rene Sevel Andersen

Orbits

These results are provisional, until the conclusion of any judicial and technical inquiries.



Hans-Jorn Sogaard Andersen
Clerk of the Course



Attila Boros
Chief Timekeeper



CHRONOMOTO
TIMING

FTZ Padborg Open

Sorted on Laps

Youngtimer Division 2 + 3

Padborg Park 2,150 km

Heat 1 - MODIFIED

2017.04.29. 16:50

Race started at 16:56:40

Pos	No.	Name	Nat.	Car	Class	Laps	Total Tm	Diff	Gap	Best Tm
YT2										
1	209	Soren I. Christiansen	DNK	Peugeot	YT2	14	17:04.086			1:10.796
2	234	Rene Sevel Andersen	DNK	BMW E30 325i	YT2	14	17:04.354	0.268	0.268	1:09.585
3	286	Steffen Alsing Jorgense	DNK	VW Polo GTI	YT2	14	17:08.039	3.953	3.685	1:10.173
4	260	Anders Tage Jensen	DNK	BMW E36 Compact 2	YT2	14	17:09.510	5.424	1.471	1:10.680
5	281	Martin Sorensen	DNK	BMW 325ti E46 compact	YT2	14	17:10.277	6.191	0.767	1:09.891
6	266	Kurt Poulsen	DNK	Peugeot 306	YT2	14	17:48.144	44.058	37.867	1:12.981
7	256	Ole Sondrup	DNK	Audi A3 1	YT2	14	17:49.727	45.641	1.583	1:10.530
8	259	Anders Jensen	DNK	BMW 318is E30	YT2	14	17:52.035	47.949	2.308	1:12.895
9	272	Brian Thinggaard Ibsen	DNK	Citroen Xsara VTS	YT2	14	17:56.441	52.355	4.406	1:12.860
10	208	Frank Jakobsen	DNK	BMW E36	YT2	14	18:00.459	56.373	4.018	1:13.157
11	275	Jens Zinck	DNK	Audi A3 turbo	YT2	13	17:27.183	1 Lap	1 Lap	1:16.496
12	258	Knud Andersen	DNK	BMW E46	YT2	13	17:28.354	1 Lap	1.171	1:15.731
13	254	Max Terpager	DNK	BMW E46	YT2	13	18:01.238	1 Lap	32.884	1:16.714
14	356	Jorgen O Jorgensen	DNK	BMW E46	YT2	12	17:08.569	2 Laps	1 Lap	1:21.631

Not classified

DNS	222	Soren Christensen	DNK	BMW E46 coupe	YT2			DNS		
DQ	257	Tom Jorgensen	DNK	BMW E46	YT2	14	18:20.207	DQ		1:14.740

YT3

1	318	Peder Skipper	DNK	BMW 318IS	YT3	14	17:50.275			1:12.315
2	322	Michael Nymark	DNK	BMW E30	YT3	14	17:50.616	0.341	0.341	1:13.025
3	358	Frank Schou	DNK	Porsche 944	YT3	14	18:02.005	11.730	11.389	1:13.635
4	311	Ole Knudsen	DNK	Peugeot 106 gti	YT3	14	18:14.774	24.499	12.769	1:14.278
5	323	Lars Lundgaard	DNK	Citroën Saxo vts	YT3	13	17:21.999	1 Lap	1 Lap	1:15.043
6	324	Torben Moller	DNK	BMW E36	YT3	13	17:33.242	1 Lap	11.243	1:16.107
7	325	Orla Iversern	DNK	BMW 525	YT3	13	18:11.569	1 Lap	38.327	1:18.447

Announcements

#257 Disqualified from the whole event - weight/horsepower proportion is not sufficient

Margin of Victory	Avg. Speed	Best Lap Tm	Best Speed	Best Lap by
0.268	105,811	1:09.585	111,231	234 - Rene Sevel Andersen

Orbits

These results are provisional, until the conclusion of any judicial and technical inquiries.

Hans-Jorn Sogaard Andersen
Clerk of the Course

Attila Boros
Chief Timekeeper

FTZ Padborg Open

Youngtimer Division 2 + 3

Padborg Park 2,150 km

Heat 1

2017.04.29. 16:50

Race (15:00 and 1 Laps) started at 16:56:40

Lap	Time of Day	Lap Tm	Diff	S1 Tm	S2 Tm	S3 Tm	Lap	Time of Day	Lap Tm	Diff	S1 Tm	S2 Tm	S3 Tm
10	17:10:23.246	1:18.068	+1.961	24.798	34.190	19.080							
11	17:11:39.353	1:16.107		24.443	32.925	18.739							
12	17:12:55.791	1:16.438	+0.331	24.384	32.819	19.235							
13	17:14:13.848	1:18.057	+1.950	25.035	33.826	19.196							

(254) Max Terpager

1	16:58:39.412	1:29.522	+12.808	30.235		
2	17:00:01.472	1:22.060	+5.346	26.567		
3	17:01:23.907	1:22.435	+5.721	26.157		
4	17:02:44.656	1:20.749	+4.035	26.346		
5	17:04:04.442	1:19.786	+3.072	25.712		
6	17:05:25.621	1:21.179	+4.465	25.577		
7	17:06:47.008	1:21.387	+4.673	25.766		
8	17:08:07.139	1:20.131	+3.417	25.804		
9	17:09:26.702	1:19.563	+2.849	25.815		
10	17:10:45.308	1:18.606	+1.892	25.517		
11	17:12:05.545	1:20.237	+3.523	26.552		
12	17:13:25.130	1:19.585	+2.871	26.692		
13	17:14:41.844	1:16.714		24.635		

(325) Orla Iversen

1	16:58:37.129	1:28.151	+9.704	29.782	36.896	21.473
2	17:00:02.914	1:25.785	+7.338	27.546	37.000	21.239
3	17:01:29.050	1:26.136	+7.689	27.666	36.878	21.592
4	17:02:51.661	1:22.611	+4.164	27.120	35.653	19.838
5	17:04:12.522	1:20.861	+2.414	26.171	34.736	19.954
6	17:05:34.639	1:22.117	+3.670	26.554	35.593	19.970
7	17:06:54.618	1:19.979	+1.532	26.181	34.360	19.438
8	17:08:13.065	1:18.447		25.495	34.000	18.952
9	17:09:32.257	1:19.192	+0.745	25.866	34.107	19.219
10	17:10:53.526	1:21.269	+2.822	27.347	34.724	19.198
11	17:12:13.795	1:20.269	+1.822	27.021	33.825	19.423
12	17:13:32.863	1:19.068	+0.621	26.461	33.226	19.381
13	17:14:52.175	1:19.312	+0.865	25.842	34.427	19.043

(356) Jorgen O Jorgensen

1	16:58:34.050	1:26.281	+4.650	29.112		
2	16:59:59.142	1:25.092	+3.461	26.819		
3	17:01:23.240	1:24.098	+2.467	27.218		
4	17:02:45.995	1:22.755	+1.124	26.052		
5	17:04:07.712	1:21.717	+0.086	26.042		
6	17:05:30.100	1:22.388	+0.757	27.106		
7	17:06:52.713	1:22.613	+0.982	27.463		
8	17:08:15.876	1:23.163	+1.532	26.942		
9	17:09:39.998	1:24.122	+2.491	26.615		
10	17:11:02.811	1:22.813	+1.182	27.628	35.006	20.179
11	17:12:24.442	1:21.631		25.787		
12	17:13:49.175	1:24.733	+3.102	27.000		

FTZ Padborg Open

Youngtimer Division 2 + 3

Padborg Park 2,150 km

Heat 2 - MODIFIED

2017.04.30. 09:50

Race (15:00 and 1 Laps)

POLE POSITION

Rank	Driver	Time
1	234 Rene Sevel Andersen	1:09.585
2	281 Martin Sorensen	1:09.891
3	286 Steffen Alsing Jorgensen	1:10.173
4	256 Ole Sondrup	1:10.530
5	260 Anders Tage Jensen	1:10.680
6	209 Soren I. Christiansen	1:10.796
7	318 Peder Skipper	1:12.315
8	272 Brian Thinggaard Ibsen	1:12.860
9	259 Anders Jensen	1:12.895
10	266 Kurt Poulsen	1:12.981
11	322 Michael Nymark	1:13.025
12	208 Frank Jakobsen	1:13.157
13	358 Frank Schou	1:13.635
14	311 Ole Knudsen	1:14.278
15	257 Tom Jorgensen	1:14.740
16	323 Lars Lundgaard	1:15.043
17	258 Knud Andersen	1:15.731
18	324 Torben Moller	1:16.107
19	275 Jens Zinck	1:16.496
20	254 Max Terpager	1:16.714

These results are provisional, until the conclusion of any judicial and technical inquiries.

Orbits

Hans-Jorn Sogaard Andersen
Clerk of the Course

Attila Boros
Chief Timekeeper

CHRONOMOTO
TIMING

FTZ Padborg Open

Youngtimer Division 2 + 3

Padborg Park 2,150 km

Heat 2 - MODIFIED

2017.04.30. 09:50

Race (15:00 and 1 Laps)

11

21

325 Orla Iversen
1:18.447

22

356 Jorgen O Jorgensen
1:21.631

12

23

222 Soren Christensen

These results are provisional, until the conclusion of any judicial and technical inquiries.


Hans-Jorn Sogaard Andersen
Clerk of the Course


Attila Boros
Chief Timekeeper

FTZ Padborg Open

Sorted on Laps

Youngtimer Division 2 + 3

Padborg Park 2,150 km

Heat 2 - MODIFIED

2017.04.30. 09:50

Race started at 9:52:46

Pos	No.	Name	Nat.	Car	Class	Laps	Total Tm	Diff	Gap	Best Tm	L
1	281	Martin Sorensen	DNK	BMW 325ti E46 compact	YT2	14	16:54.578			1:09.662	
2	234	Rene Sevel Andersen	DNK	BMW E30 325i	YT2	14	16:55.362	0.784	0.784	1:09.405	
3	286	Steffen Alsing Jorgense	DNK	VW Polo GTI	YT2	14	16:57.547	2.969	2.185	1:10.180	
4	266	Kurt Poulsen	DNK	Peugeot 306	YT2	14	17:01.613	7.035	4.066	1:10.226	
5	256	Ole Sondrup	DNK	Audi A3 1	YT2	14	17:08.911	14.333	7.298	1:10.508	
6	208	Frank Jakobsen	DNK	BMW E36	YT2	14	17:42.736	48.158	33.825	1:12.892	
7	322	Michael Nymark	DNK	BMW E30	YT3	14	17:43.588	49.010	0.852	1:12.442	
8	318	Peder Skipper	DNK	BMW 318IS	YT3	14	17:43.840	49.262	0.252	1:12.708	
9	358	Frank Schou	DNK	Porsche 944	YT3	14	17:53.793	59.215	9.953	1:13.035	
10	311	Ole Knudsen	DNK	Peugeot 106 gti	YT3	14	17:56.447	1:01.869	2.654	1:13.544	
11	259	Anders Jensen	DNK	BMW 318is E30	YT2	14	18:09.992	1:15.414	13.545	1:14.545	
12	323	Lars Lundgaard	DNK	Citroën Saxo vts	YT3	13	16:54.424	1 Lap	1 Lap	1:14.699	
13	275	Jens Zinck	DNK	Audi A3 turbo	YT2	13	17:18.422	1 Lap	23.998	1:16.512	
14	324	Torben Moller	DNK	BMW E36	YT3	13	17:33.239	1 Lap	14.817	1:16.239	
15	254	Max Terpager	DNK	BMW E46	YT2	13	17:52.127	1 Lap	18.888	1:17.283	
16	325	Orla Iversen	DNK	BMW 525	YT3	13	17:56.710	1 Lap	4.583	1:19.398	
17	356	Jorgen O Jorgensen	DNK	BMW E46	YT2	12	17:54.873	2 Laps	1 Lap	1:25.038	
18	209	Soren I. Christiansen	DNK	Peugeot	YT2	9	12:27.792	5 Laps	3 Laps	1:09.867	
19	222	Soren Christensen	DNK	BMW E46 coupe	YT2	3	4:55.831	11 Laps	6 Laps	1:17.032	
Not classified											
DNF	258	Knud Andersen	DNK	BMW E46	YT2		26.462	DNF			
DNS	260	Anders Tage Jensen	DNK	BMW E36 Compact 2	YT2			DNS			
DNS	272	Brian Thinggaard Ibsen	DNK	Citroen Xsara VTS	YT2			DNS			
DQ	257	Tom Jorgensen	DNK	BMW E46	YT2	13	17:17.647	DQ		1:15.499	

Announcements

#257 Disqualified from the whole event - weight/horsepower proportion is not sufficient

Margin of Victory	Avg. Speed	Best Lap Tm	Best Speed	Best Lap by
0.784	106,803	1:09.405	111,519	234 - Rene Sevel Andersen

Orbits

These results are provisional, until the conclusion of any judicial and technical inquiries.



Hans-Jorn Sogaard Andersen
Clerk of the Course



Attila Boros
Chief Timekeeper



CHRONOMOTO
TIMING

FTZ Padborg Open

Sorted on Laps

Youngtimer Division 2 + 3

Padborg Park 2,150 km

Heat 2 - MODIFIED

2017.04.30. 09:50

Race started at 9:52:46

Pos	No.	Name	Nat.	Car	Class	Laps	Total Tm	Diff	Gap	Best Tm
YT2										
1	281	Martin Sorensen	DNK	BMW 325ti E46 compact	YT2	14	16:54.578			1:09.662
2	234	Rene Sevel Andersen	DNK	BMW E30 325i	YT2	14	16:55.362	0.784	0.784	1:09.405
3	286	Steffen Alsing Jorgense	DNK	VW Polo GTI	YT2	14	16:57.547	2.969	2.185	1:10.180
4	266	Kurt Poulsen	DNK	Peugeot 306	YT2	14	17:01.613	7.035	4.066	1:10.226
5	256	Ole Sondrup	DNK	Audi A3 1	YT2	14	17:08.911	14.333	7.298	1:10.508
6	208	Frank Jakobsen	DNK	BMW E36	YT2	14	17:42.736	48.158	33.825	1:12.892
7	259	Anders Jensen	DNK	BMW 318is E30	YT2	14	18:09.992	1:15.414	27.256	1:14.545
8	275	Jens Zinck	DNK	Audi A3 turbo	YT2	13	17:18.422	1 Lap	1 Lap	1:16.512
9	254	Max Terpger	DNK	BMW E46	YT2	13	17:52.127	1 Lap	33.705	1:17.283
10	356	Jorgen O Jorgensen	DNK	BMW E46	YT2	12	17:54.873	2 Laps	1 Lap	1:25.038
11	209	Soren I. Christiansen	DNK	Peugeot	YT2	9	12:27.792	5 Laps	3 Laps	1:09.867
12	222	Soren Christensen	DNK	BMW E46 coupe	YT2	3	4:55.831	11 Laps	6 Laps	1:17.032

Not classified

DNF	258	Knud Andersen	DNK	BMW E46	YT2		26.462	DNF		
DNS	260	Anders Tage Jensen	DNK	BMW E36 Compact 2	YT2			DNS		
DNS	272	Brian Thinggaard Ibsen	DNK	Citroen Xsara VTS	YT2			DNS		
DQ	257	Tom Jorgensen	DNK	BMW E46	YT2	13	17:17.647	DQ		1:15.499

YT3

1	322	Michael Nymark	DNK	BMW E30	YT3	14	17:43.588			1:12.442
2	318	Peder Skipper	DNK	BMW 318IS	YT3	14	17:43.840	0.252	0.252	1:12.708
3	358	Frank Schou	DNK	Porsche 944	YT3	14	17:53.793	10.205	9.953	1:13.035
4	311	Ole Knudsen	DNK	Peugeot 106 gti	YT3	14	17:56.447	12.859	2.654	1:13.544
5	323	Lars Lundgaard	DNK	Citroën Saxo vts	YT3	13	16:54.424	1 Lap	1 Lap	1:14.699
6	324	Torben Moller	DNK	BMW E36	YT3	13	17:33.239	1 Lap	38.815	1:16.239
7	325	Orla Iversern	DNK	BMW 525	YT3	13	17:56.710	1 Lap	23.471	1:19.398

Announcements

#257 Disqualified from the whole event - weight/horsepower proportion is not sufficient

Margin of Victory	Avg. Speed	Best Lap Tm	Best Speed	Best Lap by
0.784	106,803	1:09.405	111,519	234 - Rene Sevel Andersen

Orbits

These results are provisional, until the conclusion of any judicial and technical inquiries.



Hans-Jorn Sogaard Andersen
Clerk of the Course



Attila Boros
Chief Timekeeper



CHRONOMOTO
TIMING

FTZ Padborg Open

Youngtimer Division 2 + 3

Padborg Park 2,150 km

Heat 3 - MODIFIED

2017.04.30. 15:15

Race (15:00 and 1 Laps)

POLE POSITION

	1	2
1	234 Rene Sevel Andersen 1:09.405	281 Martin Sorensen 1:09.662
2	209 Soren I. Christiansen 1:09.867	286 Steffen Alsing Jorgensen 1:10.180
3	266 Kurt Poulsen 1:10.226	256 Ole Sondrup 1:10.508
4	322 Michael Nymark 1:12.442	318 Peder Skipper 1:12.708
5	208 Frank Jakobsen 1:12.892	358 Frank Schou 1:13.035
6	311 Ole Knudsen 1:13.544	259 Anders Jensen 1:14.545
7	323 Lars Lundgaard 1:14.699	324 Torben Moller 1:16.239
8	275 Jens Zinck 1:16.512	222 Soren Christensen 1:17.032
9	254 Max Terpager 1:17.283	325 Orla Iversern 1:19.398
10	356 Jorgen O Jorgensen 1:25.038	258 Knud Andersen

These results are provisional, until the conclusion of any judicial and technical inquiries.

Orbits


 Hans-Jorn Sogaard Andersen
 Clerk of the Course


 Attila Boros
 Chief Timekeeper

CHRONOMOTO
 TIMING

FTZ Padborg Open

Youngtimer Division 2 + 3

Padborg Park 2,150 km

Heat 3 - MODIFIED

2017.04.30. 15:15

Race (15:00 and 1 Laps)

11

21

260 Anders Tage Jensen

22

272 Brian Thinggaard Ibsen

These results are provisional, until the conclusion of any judicial and technical inquiries. Orhite


Hans-Jorn Sogaard Andersen
Clerk of the Course


Attila Boros
Chief Timekeeper

FTZ Padborg Open

Sorted on Laps

Youngtimer Division 2 + 3

Padborg Park 2,150 km

Heat 3

2017.04.30. 15:15

Race (15:00 and 1 Laps) started at 15:18:26

Pos	No.	Name	Nat.	Car	Class	Laps	Total Tm	Diff	Gap	Best Tm	L
1	286	Steffen Alsing Jorgense	DNK	VW Polo GTI	YT2	14	16:44.458			1:08.872	
2	266	Kurt Poulsen	DNK	Peugeot 306	YT2	14	16:49.015	4.557	4.557	1:08.933	
3	234	Rene Sevel Andersen	DNK	BMW E30 325i	YT2	14	16:49.892	5.434	0.877	1:09.189	
4	209	Soren I. Christiansen	DNK	Peugeot	YT2	14	16:50.368	5.910	0.476	1:09.820	
5	281	Martin Sorensen	DNK	BMW 325ti E46 compact	YT2	14	16:59.049	14.591	8.681	1:10.327	
6	256	Ole Sondrup	DNK	Audi A3 1	YT2	14	17:03.253	18.795	4.204	1:10.244	
7	260	Anders Tage Jensen	DNK	BMW E36 Compact 2	YT2	14	17:22.508	38.050	19.255	1:11.432	
8	318	Peder Skipper	DNK	BMW 318IS	YT3	14	17:23.907	39.449	1.399	1:11.217	
9	322	Michael Nymark	DNK	BMW E30	YT3	14	17:25.015	40.557	1.108	1:11.444	
10	208	Frank Jakobsen	DNK	BMW E36	YT2	14	17:30.073	45.615	5.058	1:12.284	
11	259	Anders Jensen	DNK	BMW 318is E30	YT2	14	17:51.640	1:07.182	21.567	1:13.369	
12	358	Frank Schou	DNK	Porsche 944	YT3	13	16:45.727	1 Lap	1 Lap	1:14.355	
13	311	Ole Knudsen	DNK	Peugeot 106 gti	YT3	13	17:07.377	1 Lap	21.650	1:15.079	
14	275	Jens Zinck	DNK	Audi A3 turbo	YT2	13	17:08.105	1 Lap	0.728	1:14.301	
15	323	Lars Lundgaard	DNK	Citroën Saxo vts	YT3	13	17:14.236	1 Lap	6.131	1:16.131	
16	325	Orla Iversen	DNK	BMW 525	YT3	13	17:34.875	1 Lap	20.639	1:16.888	
17	254	Max Terpger	DNK	BMW E46	YT2	13	17:59.929	1 Lap	25.054	1:17.538	
18	356	Jorgen O Jorgensen	DNK	BMW E46	YT2	12	17:15.386	2 Laps	1 Lap	1:21.409	

Not classified (75% = 10 Laps)

	222	Soren Christensen	DNK	BMW E46 coupe	YT2	1	2:43.556	13 Laps	11 Laps		
DNS	324	Torben Moller	DNK	BMW E36	YT3			DNS			
DNS	258	Knud Andersen	DNK	BMW E46	YT2			DNS			
DNS	272	Brian Thinggaard Ibsen	DNK	Citroen Xsara VTS	YT2			DNS			

Margin of Victory	Avg. Speed	Best Lap Tm	Best Speed	Best Lap by
4.557	107,879	1:08.872	112,382	286 - Steffen Alsing Jorgensen

Orbits

These results are provisional, until the conclusion of any judicial and technical inquiries.

Hans-Jorn Sogaard Andersen
Clerk of the Course

Attila Boros
Chief Timekeeper

FTZ Padborg Open

Sorted on Laps

Youngtimer Division 2 + 3

Padborg Park 2,150 km

Heat 3

2017.04.30. 15:15

Race (15:00 and 1 Laps) started at 15:18:26

Pos	No.	Name	Nat.	Car	Class	Laps	Total Tm	Diff	Gap	Best Tm
YT2										
1	286	Steffen Alsing Jorgense	DNK	VW Polo GTI	YT2	14	16:44.458			1:08.872
2	266	Kurt Poulsen	DNK	Peugeot 306	YT2	14	16:49.015	4.557	4.557	1:08.933
3	234	Rene Sevel Andersen	DNK	BMW E30 325i	YT2	14	16:49.892	5.434	0.877	1:09.189
4	209	Soren I. Christiansen	DNK	Peugeot	YT2	14	16:50.368	5.910	0.476	1:09.820
5	281	Martin Sorensen	DNK	BMW 325ti E46 compact	YT2	14	16:59.049	14.591	8.681	1:10.327
6	256	Ole Sondrup	DNK	Audi A3 1	YT2	14	17:03.253	18.795	4.204	1:10.244
7	260	Anders Tage Jensen	DNK	BMW E36 Compact 2	YT2	14	17:22.508	38.050	19.255	1:11.432
8	208	Frank Jakobsen	DNK	BMW E36	YT2	14	17:30.073	45.615	7.565	1:12.284
9	259	Anders Jensen	DNK	BMW 318is E30	YT2	14	17:51.640	1:07.182	21.567	1:13.369
10	275	Jens Zinck	DNK	Audi A3 turbo	YT2	13	17:08.105	1 Lap	1 Lap	1:14.301
11	254	Max Terpager	DNK	BMW E46	YT2	13	17:59.929	1 Lap	51.824	1:17.538
12	356	Jorgen O Jorgensen	DNK	BMW E46	YT2	12	17:15.386	2 Laps	1 Lap	1:21.409

Not classified (75% = 10 Laps)

	222	Soren Christensen	DNK	BMW E46 coupe	YT2	1	2:43.556	13 Laps	11 Laps	
DNS	258	Knud Andersen	DNK	BMW E46	YT2			DNS		
DNS	272	Brian Thinggaard Ibsen	DNK	Citroen Xsara VTS	YT2			DNS		

YT3

1	318	Peder Skipper	DNK	BMW 318IS	YT3	14	17:23.907			1:11.217
2	322	Michael Nymark	DNK	BMW E30	YT3	14	17:25.015	1.108	1.108	1:11.444
3	358	Frank Schou	DNK	Porsche 944	YT3	13	16:45.727	1 Lap	1 Lap	1:14.355
4	311	Ole Knudsen	DNK	Peugeot 106 gti	YT3	13	17:07.377	1 Lap	21.650	1:15.079
5	323	Lars Lundgaard	DNK	Citroën Saxo vts	YT3	13	17:14.236	1 Lap	6.859	1:16.131
6	325	Orla Iversern	DNK	BMW 525	YT3	13	17:34.875	1 Lap	20.639	1:16.888

Not classified (75% = 10 Laps)

DNS	324	Torben Moller	DNK	BMW E36	YT3			DNS		
-----	-----	---------------	-----	---------	-----	--	--	-----	--	--

Margin of Victory	Avg. Speed	Best Lap Tm	Best Speed	Best Lap by
4.557	107,879	1:08.872	112,382	286 - Steffen Alsing Jorgensen

Orbits

These results are provisional, until the conclusion of any judicial and technical inquiries.



Hans-Jorn Sogaard Andersen
Clerk of the Course



Attila Boros
Chief Timekeeper



CHRONOMOTO
TIMING

FTZ Padborg Open

Youngtimer Division 2 + 3

Padborg Park 2,150 km

Heat 3

2017.04.30. 15:15

Race (15:00 and 1 Laps) started at 15:18:26

Lap	Time of Day	Lap Tm	Diff	S1 Tm	S2 Tm	S3 Tm	Lap	Time of Day	Lap Tm	Diff	S1 Tm	S2 Tm	S3 Tm	
3	15:22:36.805	1:13.824	+1.540				(323) Lars Lundgaard	1	15:20:10.295	1:20.658	+4.527			
4	15:23:49.945	1:13.140	+0.856				2	15:21:28.676	1:18.381	+2.250				
5	15:25:02.706	1:12.761	+0.477				3	15:22:46.193	1:17.517	+1.386				
6	15:26:15.380	1:12.674	+0.390				4	15:24:03.790	1:17.597	+1.466				
7	15:27:27.782	1:12.402	+0.118				5	15:25:22.032	1:18.242	+2.111				
8	15:28:40.582	1:12.800	+0.516				6	15:26:38.822	1:16.790	+0.659				
9	15:29:53.420	1:12.838	+0.554				7	15:27:55.804	1:16.982	+0.851				
10	15:31:06.221	1:12.801	+0.517				8	15:29:12.894	1:17.090	+0.959				
11	15:32:18.713	1:12.492	+0.208				9	15:30:29.025	1:16.131					
12	15:33:30.997	1:12.284					10	15:31:48.697	1:19.672	+3.541				
13	15:34:44.064	1:13.067	+0.783				11	15:33:06.633	1:17.936	+1.805				
14	15:35:56.882	1:12.818	+0.534				12	15:34:24.088	1:17.455	+1.324				

(259) Anders Jensen

1	15:20:10.275	1:20.074	+6.705
2	15:21:25.997	1:15.722	+2.353
3	15:22:40.033	1:14.036	+0.667
4	15:23:54.555	1:14.522	+1.153
5	15:25:09.966	1:15.411	+2.042
6	15:26:25.422	1:15.456	+2.087
7	15:27:40.525	1:15.103	+1.734
8	15:28:54.091	1:13.566	+0.197
9	15:30:07.460	1:13.369	
10	15:31:21.951	1:14.491	+1.122
11	15:32:36.285	1:14.334	+0.965
12	15:33:50.014	1:13.729	+0.360
13	15:35:04.192	1:14.178	+0.809
14	15:36:18.449	1:14.257	+0.888

(358) Frank Schou

1	15:20:08.889	1:19.296	+4.941
2	15:21:25.088	1:16.199	+1.844
3	15:22:39.443	1:14.355	
4	15:23:54.107	1:14.664	+0.309
5	15:25:09.545	1:15.438	+1.083
6	15:26:25.061	1:15.516	+1.161
7	15:27:41.166	1:16.105	+1.750
8	15:28:55.729	1:14.563	+0.208
9	15:30:10.479	1:14.750	+0.395
10	15:31:25.631	1:15.152	+0.797
11	15:32:41.169	1:15.538	+1.183
12	15:33:57.266	1:16.097	+1.742
13	15:35:12.536	1:15.270	+0.915

(311) Ole Knudsen

1	15:20:13.927	1:22.758	+7.679
2	15:21:31.353	1:17.426	+2.347
3	15:22:48.446	1:17.093	+2.014
4	15:24:04.301	1:15.855	+0.776
5	15:25:20.604	1:16.303	+1.224
6	15:26:37.210	1:16.606	+1.527
7	15:27:53.701	1:16.491	+1.412
8	15:29:10.915	1:17.214	+2.135
9	15:30:25.994	1:15.079	
10	15:31:41.352	1:15.358	+0.279
11	15:32:58.746	1:17.394	+2.315
12	15:34:17.414	1:18.668	+3.589
13	15:35:34.186	1:16.772	+1.693

(275) Jens Zinck

1	15:20:11.829	1:21.487	+7.186
2	15:21:30.859	1:19.030	+4.729
3	15:22:51.328	1:20.469	+6.168
4	15:24:10.351	1:19.023	+4.722
5	15:25:27.502	1:17.151	+2.850
6	15:26:44.407	1:16.905	+2.604
7	15:27:59.580	1:15.173	+0.872
8	15:29:16.243	1:16.663	+2.362
9	15:30:31.548	1:15.305	+1.004
10	15:31:49.013	1:17.465	+3.164
11	15:33:06.052	1:17.039	+2.738
12	15:34:20.353	1:14.301	
13	15:35:34.914	1:14.561	+0.260

(325) Orla Iversen

1	15:20:15.717	1:23.578	+6.690
2	15:21:35.207	1:19.490	+2.602
3	15:22:54.104	1:18.897	+2.009
4	15:24:12.864	1:18.760	+1.872
5	15:25:31.763	1:18.899	+2.011
6	15:26:50.077	1:18.314	+1.426
7	15:28:08.534	1:18.457	+1.569
8	15:29:28.443	1:19.909	+3.021
9	15:30:49.134	1:20.691	+3.803
10	15:32:07.061	1:17.927	+1.039
11	15:33:25.867	1:18.806	+1.918
12	15:34:44.796	1:18.929	+2.041
13	15:36:01.684	1:16.888	

(254) Max Terpager

1	15:20:22.686	1:28.824	+11.286
2	15:21:49.446	1:26.760	+9.222
3	15:23:11.762	1:22.316	+4.778
4	15:24:32.352	1:20.590	+3.052
5	15:25:53.654	1:21.302	+3.764
6	15:27:13.730	1:20.076	+2.538
7	15:28:34.012	1:20.282	+2.744
8	15:29:54.244	1:20.232	+2.694
9	15:31:13.076	1:18.832	+1.294
10	15:32:32.029	1:18.953	+1.415
11	15:33:49.567	1:17.538	
12	15:35:08.754	1:19.187	+1.649
13	15:36:26.738	1:17.984	+0.446

(356) Jorgen O Jorgensen

1	15:20:24.032	1:28.752	+7.343
2	15:21:48.767	1:24.735	+3.326
3	15:23:12.853	1:24.086	+2.677
4	15:24:34.785	1:21.932	+0.523
5	15:25:58.206	1:23.421	+2.012
6	15:27:21.149	1:22.943	+1.534
7	15:28:45.975	1:24.826	+3.417
8	15:30:07.384	1:21.409	
9	15:31:31.834	1:24.450	+3.041
10	15:32:53.897	1:22.063	+0.654
11	15:34:18.024	1:24.127	+2.718
12	15:35:42.195	1:24.171	+2.762

(222) Soren Christensen

p1	15:21:10.365	2:19.593	58:35.182
----	--------------	-----------------	-----------

FTZ Padborg Open

Sorted on Best Lap time

Syver Race

Padborg Park 2,150 km

Starting List - MODIFIED

2016.04.28. 18:00

Practice

Pos	No.	Name	Nat.	Driver Lic.	Competitor	ClubCode	Car	Class
1	108	Nicolaj Backlund Hansson	DNK	34822	M.G. Car Club Danish Centre	MGCC-69	Stuart Taylor Loco Blade	Syver
2	125	Jan Saltoft	DNK	6061	Automobil Sports Klubben Hedeland	ASKH-001	Super seven Super seven	Syver
3	126	Steffen Hansen	DNK	16984	Hjørring Automobilsports Klub	HAK-098	Seven Eleven Hayabusa	Syver
4	127	Kurt Jepsen	DNK	34378	Djursland Motor Klub Autosport	DMKA-006	Syver Seven Eleven	Syver
5	134	Mikkel Holch	DNK	2928	Djursland Motor Klub Autosport	DMKA-006	Seven Classic Yamaha R1 02	Syver
6	139	Christian Sorensen	DNK	51222	Djursland Motor Klub Autosport	DMKA-006	Stuart Taylor	Syver
7	140	Troels Christiansen	DNK	6579	Korsør Kart Klub	KKK-095	Stuart Taylor GSXR 1000	Syver
8	142	Carsten Lauridsen	DNK	14155	Djursland Motor Klub Autosport	DMKA-006	Seven Eleven Seven Eleven	Syver
9	147	Lars Henriksen	DNK	61403	Historisk Motor Sport Danmark	HMS-002	SevenEleven Yamaha R1 04	Syver
10	188	Hans Ryser	DNK	872	Djursland Motor Klub Autosport	DMKA-006	Stuart Taylor ZX12R	Syver
11	201	Asger Thierry	DNK	38875	Porsche Sport Club	PSC-017	AB Performance Arion S2	Syver

Orbits

These results are provisional, until the conclusion of any judicial and technical inquiries.

Hans-Jorn Sogaard Andersen
Clerk of the Course

Attila Boros
Chief Timekeeper

FTZ Padborg Open

Sorted on Best Lap time

Syver Race

Padborg Park 2,150 km

Warm Up

2017.04.29. 08:35

Practice (20:00 Time) started at 8:35:02

Pos	No.	Name	Nat.	Competitor	Car	Class	Laps	Best Tm	Diff
1	126	Steffen Hansen	DNK	Hjorring Automobilsports Klub	Seven Eleven Hayabusa	Syver	14	1:26.552	
2	139	Christian Sorensen	DNK		Stuart Taylor	Syver	13	1:26.989	0.437
3	134	Mikkel Holch	DNK	Djursland Motor Klub Autosport	Seven Classic Yamaha R1 02	Syver	13	1:26.998	0.446
4	142	Carsten Lauridsen	DNK	Djursland Motor Klub Autosport	Seven Eleven Seven Eleven	Syver	13	1:28.442	1.890
5	201	Asger Thierry	DNK	Porsche Sport Club	AB Performance Arion S2	Syver	12	1:34.608	8.056
6	147	Lars Henriksen	DNK	Historisk Motor Sport Danmark	SevenEleven Yamaha R1 04	Syver	11	1:35.347	8.795
7	140	Troels Christiansen	DNK	Korsor Kart Klub	Stuart Taylor GSXR 1000	Syver	12	1:35.814	9.262
8	127	Kurt Jepsen	DNK	Djursland Motor Klub Autosport	syver seven eleven	Syver	12	1:36.592	10.040
9	108	Nicolaj Backlund Hansson	DNK	M.G. Car Club Danish Centre	Stuart Taylor Loco Blade	Syver	12	1:38.137	11.585
10	188	Hans Ryser	DNK	Djursland Motor Klub Autosport	Stuart Taylor ZX12R	Syver	11	1:38.774	12.222
11	125	Jan Saltoft	DNK	Automobil Sports Klubben Hedeland	Super seven Super seven	Syver	2	1:58.629	32.077

These results are provisional, until the conclusion of any judicial and technical inquiries.

Orbits

Hans-Jorn Sogaard Andersen
Clerk of the Course

Attila Boros
Chief Timekeeper

FTZ Padborg Open

Sorted on Best Lap time

Syver Race

Padborg Park 2,150 km

Timed Practice

2017.04.29. 11:20

Qualifying (20:00 Time) started at 11:19:25

Pos	No.	Name	Nat.	Competitor	Car	Class	Laps	Best Tm	Diff
1	142	Carsten Lauridsen	DNK	Djursland Motor Klub Autosport	Seven Eleven Seven Eleven	Syver	11	1:05.747	
2	134	Mikkel Holch	DNK	Djursland Motor Klub Autosport	Seven Classic Yamaha R1 02	Syver	15	1:06.119	0.372
3	139	Christian Sorensen	DNK		Stuart Taylor	Syver	13	1:06.145	0.398
4	201	Asger Thierry	DNK	Porsche Sport Club	AB Performance Arion S2	Syver	15	1:06.486	0.739
5	126	Steffen Hansen	DNK	Hjorring Automobilsports Klub	Seven Eleven Hayabusa	Syver	5	1:06.756	1.009
6	127	Kurt Jepsen	DNK	Djursland Motor Klub Autosport	Syver Seven Eleven	Syver	14	1:07.472	1.725
7	147	Lars Henriksen	DNK	Historisk Motor Sport Danmark	SevenEleven Yamaha R1 04	Syver	15	1:07.517	1.770
8	140	Troels Christiansen	DNK	Korsor Kart Klub	Stuart Taylor GSXR 1000	Syver	15	1:08.050	2.303
9	108	Nicolaj Backlund Hansson	DNK	M.G. Car Club Danish Centre	Stuart Taylor Loco Blade	Syver	15	1:08.218	2.471
10	188	Hans Ryser	DNK	Djursland Motor Klub Autosport	Stuart Taylor ZX12R	Syver	11	1:15.335	9.588
11	125	Jan Saltoft	DNK	Automobil Sports Klubben Hedeland	Super seven Super seven	Syver	1	1:38.697	32.950

These results are provisional, until the conclusion of any judicial and technical inquiries.

Orbits

Hans-Jorn Sogaard Andersen
Clerk of the Course

Attila Boros
Chief Timekeeper

FTZ Padborg Open

Syver Race

Padborg Park 2,150 km

Timed Practice

2017.04.29. 11:20

Qualifying (20:00 Time) started at 11:19:25

Lap	Time of Day	Lap Tm	Diff	S1 Tm	S2 Tm	S3 Tm	Lap	Time of Day	Lap Tm	Diff	S1 Tm	S2 Tm	S3 Tm
p11	11:39:31.209	2:06.901	+51.566	28.807	43.436								
(125) Jan Saltoft													
1	11:21:58.605	1:38.697		33.464	43.307	21.926							

These results are provisional, until the conclusion of any judicial and technical inquiries.

Orhite

Hans-Jorn Sogaard Andersen
 Clerk of the Course

Attila Boros
 Chief Timekeeper



FTZ Padborg Open

Syver Race

Padborg Park 2,150 km

Heat 1

2017.04.29. 13:40

Race (15:00 and 1 Laps)

POLE POSITION

1	1 142 Carsten Lauridsen 1:05.747	2 134 Mikkel Holch 1:06.119
2	3 139 Christian Sorensen 1:06.145	4 201 Asger Thierry 1:06.486
3	5 126 Steffen Hansen 1:06.756	6 127 Kurt Jepsen 1:07.472
4	7 147 Lars Henriksen 1:07.517	8 140 Troels Christiansen 1:08.050
5	9 108 Nicolaj Backlund Hansson 1:08.218	10 188 Hans Ryser 1:15.335
6	11 125 Jan Saltoft 1:38.697	

FTZ Padborg Open

Sorted on Laps

Syver Race

Padborg Park 2,150 km

Heat 1

2017.04.29. 13:40

Race (15:00 and 1 Laps) started at 13:42:00

Pos	No.	Name	Nat.	Car	Class	Laps	Total Tm	Diff	Gap	Best Tm
1	134	Mikkel Holch	DNK	Seven Classic Yamaha R1 02	Syver	14	16:11.685			1:04.781
2	139	Christian Sorensen	DNK	Stuart Taylor	Syver	14	16:28.220	16.535	16.535	1:06.073
3	201	Asger Thierry	DNK	AB Performance Arion S2	Syver	14	16:46.555	34.870	18.335	1:07.242
4	108	Nicolaj Backlund Hanss	DNK	Stuart Taylor Loco Blade	Syver	14	16:47.152	35.467	0.597	1:07.686
5	140	Troels Christiansen	DNK	Stuart Taylor GSXR 1000	Syver	14	16:47.437	35.752	0.285	1:08.152
6	127	Kurt Jepsen	DNK	Syver Seven Eleven	Syver	14	17:01.909	50.224	14.472	1:07.377
7	147	Lars Henriksen	DNK	SevenEleven Yamaha R1 04	Syver	13	16:18.898	1 Lap	1 Lap	1:06.576
8	125	Jan Saltoft	DNK	Super seven Super seven	Syver	12	16:57.956	2 Laps	1 Lap	1:19.125
9	126	Steffen Hansen	DNK	Seven Eleven Hayabusa	Syver	11	12:25.242	3 Laps	1 Lap	1:04.222

Not classified (75% = 11 Laps)

142	Carsten Lauridsen	DNK	Seven Eleven Seven Eleven	Syver	9	10:24.156	5 Laps	2 Laps	1:06.099
188	Hans Ryser	DNK	Stuart Taylor ZX12R	Syver	9	11:35.980	5 Laps	1:11.824	1:11.749

Margin of Victory	Avg. Speed	Best Lap Tm	Best Speed	Best Lap by
16.535	111,518	1:04.222	120,519	126 - Steffen Hansen

Orbits

These results are provisional, until the conclusion of any judicial and technical inquiries.



Hans-Jorn Sogaard Andersen
Clerk of the Course



Attila Boros
Chief Timekeeper



CHRONOMOTO
TIMING

FTZ Padborg Open

Syver Race

Padborg Park 2,150 km

Heat 1

2017.04.29. 13:40

Race (15:00 and 1 Laps) started at 13:42:00

Lap	Time of Day	Lap Tm	Diff	S1 Tm	S2 Tm	S3 Tm	Lap	Time of Day	Lap Tm	Diff	S1 Tm	S2 Tm	S3 Tm
9	13:52:24.213	1:06.099		21.176	28.629	16.294							
(188) Hans Ryser													
1	13:43:35.247	1:13.565	+1.816	24.133									
2	13:44:48.247	1:13.000	+1.251	22.990	32.532	17.478							
3	13:46:01.179	1:12.932	+1.183	23.546	31.298	18.088							
4	13:47:17.743	1:16.564	+4.815	23.708	32.246	20.610							
5	13:48:33.689	1:15.946	+4.197	24.202	33.941	17.803							
6	13:49:48.151	1:14.462	+2.713	25.041	32.074	17.347							
7	13:51:00.172	1:12.021	+0.272	23.476	31.090	17.455							
8	13:52:11.921	1:11.749		23.482	30.890	17.377							
9	13:53:36.037	1:24.116	+12.367	23.924	32.439	27.753							

FTZ Padborg Open

Syver Race

Padborg Park 2,150 km

Heat 2

2017.04.30. 12:35

Race (15:00 and 1 Laps)

POLE POSITION

1	1 140 Troels Christiansen	2 108 Nicolaj Backlund Hansson
2	3 201 Asger Thierry	4 139 Christian Sorensen
3	5 134 Mikkel Holch	6 127 Kurt Jepsen
4	7 147 Lars Henriksen	8 125 Jan Saltoft
5	9 126 Steffen Hansen	10 142 Carsten Lauridsen
6	11 188 Hans Ryser	


Hans-Jorn Sogaard Andersen
Clerk of the Course


Attila Boros
Chief Timekeeper

FTZ Padborg Open

Sorted on Laps

Syver Race

Padborg Park 2,150 km

Heat 2

2017.04.30. 12:35

Race (15:00 and 1 Laps) started at 12:38:30

Pos	No.	Name	Nat.	Car	Class	Laps	Total Tm	Diff	Gap	Best Tm
1	134	Mikkel Holch	DNK	Seven Classic Yamaha R1 02	Syver	14	16:21.690			1:06.768
2	147	Lars Henriksen	DNK	SevenEleven Yamaha R1 04	Syver	14	16:22.644	0.954	0.954	1:06.957
3	108	Nicolaj Backlund Hanss	DNK	Stuart Taylor Loco Blade	Syver	14	16:23.102	1.412	0.458	1:07.216
4	201	Asger Thierry	DNK	AB Performance Arion S2	Syver	14	16:29.324	7.634	6.222	1:06.242
5	127	Kurt Jepsen	DNK	Syver Seven Eleven	Syver	14	17:12.177	50.487	42.853	1:07.876
6	125	Jan Saltoft	DNK	Super seven Super seven	Syver	13	17:25.689	1 Lap	1 Lap	1:17.100

Not classified (75% = 10 Laps)

	139	Christian Sorensen	DNK	Stuart Taylor	Syver	4	7:29.819	10 Laps	9 Laps	1:06.799
DNF	142	Carsten Lauridsen	DNK	Seven Eleven Seven Eleven	Syver			DNF		
DNS	126	Steffen Hansen	DNK	Seven Eleven Hayabusa	Syver			DNS		
DNS	188	Hans Ryser	DNK	Stuart Taylor ZX12R	Syver			DNS		
DQ	140	Troels Christiansen	DNK	Stuart Taylor GSXR 1000	Syver	6	8:10.286	DQ		1:10.634

Announcements

#140 - Jump start - 1 time through the penalty line

Margin of Victory	Avg. Speed	Best Lap Tm	Best Speed	Best Lap by
0.954	110,381	1:06.242	116,844	201 - Asger Thierry

Orbits

These results are provisional, until the conclusion of any judicial and technical inquiries.



Hans-Jorn Sogaard Andersen
Clerk of the Course



Attila Boros
Chief Timekeeper



CHRONOMOTO
TIMING

FTZ Padborg Open

Syver Race

Padborg Park 2,150 km

Heat 2

2017.04.30. 12:35

Race (15:00 and 1 Laps) started at 12:38:30

Lap	Time of Day	Lap Tm	Diff	S1 Tm	S2 Tm	S3 Tm	Lap	Time of Day	Lap Tm	Diff	S1 Tm	S2 Tm	S3 Tm
(134) Mikkel Holch							9	12:50:01.358	1:07.876				
1	12:39:57.735	1:08.453	+1.685				10	12:51:09.457	1:08.099	+0.223			
2	12:41:04.616	1:06.881	+0.113				11	12:52:17.431	1:07.974	+0.098			
3	12:42:11.384	1:06.768					12	12:53:26.090	1:08.659	+0.783			
4	12:43:19.506	1:08.122	+1.354				13	12:54:34.576	1:08.486	+0.610			
5	12:44:28.144	1:08.638	+1.870				14	12:55:43.175	1:08.599	+0.723			
6	12:45:36.707	1:08.563	+1.795				(125) Jan Saltoft						
7	12:46:46.076	1:09.369	+2.601				1	12:40:15.971	1:21.694	+4.594			
8	12:47:54.793	1:08.717	+1.949				2	12:41:36.026	1:20.055	+2.955			
9	12:49:03.086	1:08.293	+1.525				3	12:42:55.306	1:19.280	+2.180			
10	12:50:11.654	1:08.568	+1.800				4	12:44:13.470	1:18.164	+1.064			
11	12:51:19.641	1:07.987	+1.219				5	12:45:32.824	1:19.354	+2.254			
12	12:52:28.523	1:08.882	+2.114				6	12:46:51.347	1:18.523	+1.423			
13	12:53:42.048	1:13.525	+6.757				7	12:48:10.393	1:19.046	+1.946			
14	12:54:52.688	1:10.640	+3.872				8	12:49:27.493	1:17.100				
(147) Lars Henriksen							9	12:50:44.911	1:17.418	+0.318			
1	12:40:01.633	1:10.829	+3.872				10	12:52:03.323	1:18.412	+1.312			
2	12:41:12.521	1:10.888	+3.931				11	12:53:21.554	1:18.231	+1.131			
3	12:42:22.314	1:09.793	+2.836				12	12:54:39.156	1:17.602	+0.502			
4	12:43:31.188	1:08.874	+1.917				13	12:55:56.687	1:17.531	+0.431			
5	12:44:39.762	1:08.574	+1.617				(139) Christian Sorensen						
6	12:45:49.213	1:09.451	+2.494				1	12:39:59.031	1:08.796	+1.997			
7	12:46:58.392	1:09.179	+2.222				2	12:41:05.830	1:06.799				
8	12:48:07.539	1:09.147	+2.190				p3	12:42:34.646	1:28.816	+22.017			
9	12:49:15.953	1:08.414	+1.457				p4	12:46:00.817	3:26.171	+2:19.372			
10	12:50:22.910	1:06.957					(140) Troels Christiansen						
11	12:51:30.838	1:07.928	+0.971				1	12:40:01.456	1:12.516	+1.882			
12	12:52:38.718	1:07.880	+0.923				2	12:41:12.090	1:10.634				
13	12:53:46.454	1:07.736	+0.779				3	12:42:23.005	1:10.915	+0.281			
14	12:54:53.642	1:07.188	+0.231				4	12:43:33.990	1:10.985	+0.351			
(108) Nicolaj Backlund Hansson							5	12:44:45.628	1:11.638	+1.004			
1	12:40:02.853	1:13.181	+5.965				p6	12:46:41.284	1:55.656	+45.022			
2	12:41:13.321	1:10.468	+3.252				(201) Asger Thierry						
3	12:42:24.118	1:10.797	+3.581				1	12:40:14.239	1:19.961	+13.719			
4	12:43:34.262	1:10.144	+2.928				2	12:41:23.689	1:09.450	+3.208			
5	12:44:43.284	1:09.022	+1.806				3	12:42:32.311	1:08.622	+2.380			
6	12:45:50.807	1:07.523	+0.307				4	12:43:41.231	1:08.920	+2.678			
7	12:46:59.107	1:08.300	+1.084				5	12:44:49.808	1:08.577	+2.335			
8	12:48:08.033	1:08.926	+1.710				6	12:45:59.020	1:09.212	+2.970			
9	12:49:15.582	1:07.549	+0.333				7	12:47:07.079	1:08.059	+1.817			
10	12:50:23.169	1:07.587	+0.371				8	12:48:15.425	1:08.346	+2.104			
11	12:51:31.250	1:08.081	+0.865				9	12:49:24.593	1:09.168	+2.926			
12	12:52:39.403	1:08.153	+0.937				10	12:50:32.291	1:07.698	+1.456			
13	12:53:46.884	1:07.481	+0.265				11	12:51:39.741	1:07.450	+1.208			
14	12:54:54.100	1:07.216					12	12:52:46.962	1:07.221	+0.979			
(201) Asger Thierry							13	12:53:54.080	1:07.118	+0.876			
1	12:40:14.239	1:19.961	+13.719				14	12:55:00.322	1:06.242				
2	12:41:23.689	1:09.450	+3.208				(127) Kurt Jepsen						
3	12:42:32.311	1:08.622	+2.380				1	12:40:01.927	1:10.650	+2.774			
4	12:43:41.231	1:08.920	+2.678				2	12:41:12.758	1:10.831	+2.955			
5	12:44:49.808	1:08.577	+2.335				3	12:42:23.622	1:10.864	+2.988			
6	12:45:59.020	1:09.212	+2.970				p4	12:43:50.574	1:26.952	+19.076			
7	12:47:07.079	1:08.059	+1.817				5	12:45:26.464	1:35.890	+28.014			
8	12:48:15.425	1:08.346	+2.104				6	12:46:35.000	1:08.536	+0.660			
9	12:49:24.593	1:09.168	+2.926				7	12:47:44.478	1:09.478	+1.602			
10	12:50:32.291	1:07.698	+1.456				8	12:48:53.482	1:09.004	+1.128			
11	12:51:39.741	1:07.450	+1.208										
12	12:52:46.962	1:07.221	+0.979										
13	12:53:54.080	1:07.118	+0.876										
14	12:55:00.322	1:06.242											

Orbits

These results are provisional, until the conclusion of any judicial and technical inquiries.

Hans-Jorn Sogaard Andersen
Clerk of the Course

Attila Boros
Chief Timekeeper

CHRONOMOTO
TIMING

FTZ Padborg Open

Sorted on Best Lap time

Aquila Synergy Cup

Padborg Park 2,150 km

Starting List - MODIFIED

2016.04.28. 18:00

Practice

Pos	No.	Name	Nat.	Driver Lic.	Competitor	ClubCode	Car	Class
1	5	Joakim Frid	SWE	1981010	Orebro Racing Club	S	Aquila Synergy	Aquila
2	8	Markus Matthiesen	DNK	37978	Vojens Karting Klub	VKK-075	Aquila Synergy	Aquila
3	9	Kevin H Suenson	DNK	34513	Motor Sport Sønderjylland	MSS-022	Aquila Synergy	Aquila
4	12	Marcus Mose	DNK	52541	Motorsport for alle	MFA-038	Aquila Synergy	Aquila
5	43	Mikkel Grundtvig	DNK	61640	Aarhus Automobil Sport	AAS-027	Aquila Synergy	Aquila
6	62	Mark Sorensen	DNK	35981	Motor Sport Sønderjylland	MSS-022	Aquila Synergy	Aquila
7	63	Max Brink Eneberg	DNK	59948	Motor Sport Sønderjylland	MSS-022	Aquila Synergy	Aquila
8	65	Michael Holden	DEU	4813	Motor Sport Sønderjylland	MSS-022	Aquila Synergy	Aquila
9	67	Preben Grundtvig	DNK	50763	Aarhus Automobil Sport	AAS-027	Aquila Synergy	Aquila
10	96	Lars Bo Pedersen	DNK	824227	Motor Sport Sønderjylland	MSS-022	Aquila Synergy	Aquila

FTZ Padborg Open

Sorted on Best Lap time

Aquila Synergy Cup

Padborg Park 2,150 km

Warm Up

2017.04.29. 10:15

Practice (10:00 Time) started at 10:15:35

Pos	No.	Name	Nat.	Competitor	Car	Class	Laps	Best Tm	Diff
1	9	Kevin H Suenson	DNK	Motor Sport Sønderjylland	Aquila Synergy	Aquila	7	1:24.486	
2	65	Michael Holden	DEU	Motor Sport Sønderjylland	Aquila Synergy	Aquila	6	1:26.520	2.034
3	8	Markus Matthiesen	DNK	Vojens Karting Klub	Aquila Synergy	Aquila	7	1:28.119	3.633
4	63	Max Brink Eneberg	DNK	Motor Sport Sønderjylland	Aquila Synergy	Aquila	6	1:28.311	3.825
5	12	Marcus Mose	DNK	Motorsport for alle	Aquila Synergy	Aquila	6	1:29.124	4.638
6	43	Mikkel Grundtvig	DNK	Aarhus Automobil Sport	Aquila Synergy	Aquila	7	1:29.418	4.932
7	5	Joakim Frid	SWE	Sverige	Aquila Synergy	Aquila	5	1:29.424	4.938
8	96	Lars Bo Pedersen	DNK	Motor Sport Sønderjylland	Aquila Synergy	Aquila	6	1:31.143	6.657
9	62	Mark Sorensen	DNK	Motor Sport Sønderjylland	Aquila Synergy	Aquila	6	1:31.863	7.377
10	67	Preben Grundtvig	DNK	Aarhus Automobil Sport	Aquila Synergy	Aquila	6	1:32.671	8.185

FTZ Padborg Open

Aquila Synergy Cup

Padborg Park 2,150 km

Warm Up

2017.04.29. 10:15

Practice (10:00 Time) started at 10:15:35

Lap	Time of Day	Lap Tm	Diff	S1 Tm	S2 Tm	S3 Tm
(9) Kevin H Suenson						
1	10:17:50.547	1:30.684	+6.198	29.250	39.906	21.528
2	10:19:17.970	1:27.423	+2.937	28.577	37.473	21.373
3	10:20:44.779	1:26.809	+2.323	28.163	37.554	21.092
4	10:22:10.226	1:25.447	+0.961	28.053	36.782	20.612
5	10:23:36.994	1:26.768	+2.282	28.680	37.486	20.602
6	10:25:01.480	1:24.486		27.794	36.414	20.278
7	10:26:26.288	1:24.808	+0.322	27.847	36.682	20.279

Lap	Time of Day	Lap Tm	Diff	S1 Tm	S2 Tm	S3 Tm
(67) Preben Grundtvig						
1	10:18:01.160	1:37.626	+4.955	32.062	42.000	23.564
2	10:19:35.353	1:34.193	+1.522	30.240	40.593	23.360
3	10:21:08.104	1:32.751	+0.080	29.985	39.631	23.135
4	10:22:41.607	1:33.503	+0.832	30.263	40.025	23.215
5	10:24:15.150	1:33.543	+0.872	30.347	40.375	22.821
6	10:25:47.821	1:32.671		30.056	39.896	22.719

(65) Michael Holden						
p1	10:18:21.896	1:44.777	+18.257	30.242	40.228	
2	10:20:37.037	2:15.141	+48.621		38.850	22.125
3	10:22:13.205	1:36.168	+9.648	31.607	43.487	21.074
4	10:23:40.868	1:27.663	+1.143	28.801	37.743	21.119
5	10:25:08.929	1:28.061	+1.541	28.916	38.007	21.138
6	10:26:35.449	1:26.520		28.149	37.326	21.045

(8) Markus Matthiesen						
1	10:17:51.322	1:33.799	+5.680	29.997	41.160	22.642
2	10:19:22.176	1:30.854	+2.735	29.198	39.615	22.041
3	10:20:52.145	1:29.969	+1.850	29.498	38.839	21.632
4	10:22:22.372	1:30.227	+2.108	28.821	39.787	21.619
5	10:23:51.082	1:28.710	+0.591	28.964	38.709	21.037
6	10:25:19.593	1:28.511	+0.392	29.016	38.573	20.922
7	10:26:47.712	1:28.119		28.812	37.964	21.343

(63) Max Brink Eneberg						
1	10:18:38.852	1:46.847	+18.536	32.372	50.680	23.795
2	10:20:10.753	1:31.901	+3.590	29.914	39.622	22.365
3	10:21:42.475	1:31.722	+3.411	29.816	39.616	22.290
4	10:23:11.898	1:29.423	+1.112	28.981	38.859	21.583
5	10:24:40.209	1:28.311		28.661	38.219	21.431
6	10:26:08.524	1:28.315	+0.004	28.887	38.031	21.397

(12) Marcus Mose						
1	10:18:22.167	1:36.409	+7.285	33.044	41.078	22.287
2	10:19:52.349	1:30.182	+1.058	29.744	38.795	21.643
3	10:21:27.929	1:35.580	+6.456	31.252	42.567	21.761
4	10:22:58.729	1:30.800	+1.676	29.889	39.457	21.454
5	10:24:28.831	1:30.102	+0.978	29.125	39.763	21.214
6	10:25:57.955	1:29.124		29.154	39.210	20.760

(43) Mikkel Grundtvig						
1	10:18:02.372	1:36.582	+7.164	30.784	41.327	24.471
2	10:19:34.101	1:31.729	+2.311	29.847	39.813	22.069
3	10:21:04.640	1:30.539	+1.121	29.280	38.882	22.377
4	10:22:34.562	1:29.922	+0.504	29.128	39.019	21.775
5	10:24:04.053	1:29.491	+0.073	29.261	38.439	21.791
6	10:25:33.471	1:29.418		29.062	38.467	21.889
7	10:27:04.069	1:30.598	+1.180	29.383	38.872	22.343

(5) Joakim Frid						
p1	10:18:47.857	2:00.788	+31.364	33.650	44.749	
2	10:21:10.346	2:22.489	+53.065		41.107	22.892
3	10:22:40.755	1:30.409	+0.985	29.129	39.011	22.269
4	10:24:11.043	1:30.288	+0.864	29.057	38.921	22.310
5	10:25:40.467	1:29.424		28.863	38.434	22.127

(96) Lars Bo Pedersen						
1	10:18:13.878	1:35.222	+4.079	31.788	40.749	22.685
2	10:19:45.796	1:31.918	+0.775	30.425	39.757	21.736
3	10:21:33.110	1:47.314	+16.171	30.701	54.702	21.911
4	10:23:04.253	1:31.143		29.499	40.033	21.611
5	10:24:36.550	1:32.297	+1.154	30.093	40.000	22.204
6	10:26:08.123	1:31.573	+0.430	29.348	40.419	21.806

(62) Mark Sorensen						
1	10:18:48.995	2:12.674	+40.811	30.121	43.422	25.131
2	10:20:25.755	1:36.760	+4.897	31.267	42.480	23.013
3	10:22:07.040	1:41.285	+9.422	37.647	41.234	22.404
4	10:23:39.841	1:32.801	+0.938	30.900	39.920	21.981
5	10:25:11.704	1:31.863		29.709	39.621	22.533
p6	10:26:59.567	1:47.863	+16.000	29.377	38.688	

These results are provisional, until the conclusion of any judicial and technical inquiries.

Orbits

Hans-Jorn Sogaard Andersen
Clerk of the Course

Attila Boros
Chief Timekeeper

CHRONOMOTO
TIMING

FTZ Padborg Open

Sorted on Best Lap time

Aquila Synergy Cup

Padborg Park 2,150 km

Timed Practice

2017.04.29. 13:20

Qualifying (15:00 Time) started at 13:19:14

Pos	No.	Name	Nat.	Competitor	Car	Class	Laps	Best Tm	Diff
1	9	Kevin H Suenson	DNK	Motor Sport Sønderjylland	Aquila Synergy	Aquila	11	1:10.599	
2	63	Max Brink Eneberg	DNK	Motor Sport Sønderjylland	Aquila Synergy	Aquila	10	1:10.838	0.239
3	65	Michael Holden	DEU	Motor Sport Sønderjylland	Aquila Synergy	Aquila	12	1:11.582	0.983
4	8	Markus Matthiesen	DNK	Vojens Karting Klub	Aquila Synergy	Aquila	12	1:11.620	1.021
5	43	Mikkel Grundtvig	DNK	Aarhus Automobil Sport	Aquila Synergy	Aquila	12	1:12.108	1.509
6	62	Mark Sorensen	DNK	Motor Sport Sønderjylland	Aquila Synergy	Aquila	10	1:12.385	1.786
7	12	Marcus Mose	DNK	Motorsport for alle	Aquila Synergy	Aquila	11	1:12.439	1.840
8	5	Joakim Frid	SWE	Sverige	Aquila Synergy	Aquila	12	1:12.600	2.001
9	96	Lars Bo Pedersen	DNK	Motor Sport Sønderjylland	Aquila Synergy	Aquila	11	1:12.678	2.079
10	67	Preben Grundtvig	DNK	Aarhus Automobil Sport	Aquila Synergy	Aquila	2	1:33.021	22.422

These results are provisional, until the conclusion of any judicial and technical inquiries.

Orbits

Hans-Jorn Sogaard Andersen
Clerk of the Course

Attila Boros
Chief Timekeeper

FTZ Padborg Open

Aquila Synergy Cup

Padborg Park 2,150 km

Heat 1

2017.04.29. 15:15

Race (12:00 and 1 Laps)

POLE POSITION

1

1

9 Kevin H Suenson
1:10.599

2

63 Max Brink Eneberg
1:10.838

2

3

65 Michael Holden
1:11.582

4

8 Markus Matthiesen
1:11.620

3

5

43 Mikkel Grundtvig
1:12.108

6

62 Mark Sorensen
1:12.385

4

7

12 Marcus Mose
1:12.439

8

5 Joakim Frid
1:12.600

5

9

96 Lars Bo Pedersen
1:12.678

10

67 Preben Grundtvig
1:33.021

FTZ Padborg Open

Sorted on Laps

Aquila Synergy Cup

Padborg Park 2,150 km

Heat 1

2017.04.29. 15:15

Race (12:00 and 1 Laps) started at 15:22:02

Pos	No.	Name	Nat.	Car	Class	Laps	Total Tm	Diff	Gap	Best Tm
1	9	Kevin H Suenson	DNK	Aquila Synergy	Aquila	11	13:32.851	0.014	0.014	1:11.501
2	65	Michael Holden	DEU	Aquila Synergy	Aquila	11	13:32.837			1:11.422
3	63	Max Brink Eneberg	DNK	Aquila Synergy	Aquila	11	13:34.766	1.929	1.915	1:10.337
4	8	Markus Matthiesen	DNK	Aquila Synergy	Aquila	11	13:52.079	19.242	17.313	1:12.248
5	43	Mikkel Grundtvig	DNK	Aquila Synergy	Aquila	11	13:57.093	24.256	5.014	1:12.765
6	12	Marcus Mose	DNK	Aquila Synergy	Aquila	11	13:57.444	24.607	0.351	1:13.261
7	5	Joakim Frid	SWE	Aquila Synergy	Aquila	11	13:58.110	25.273	0.666	1:12.821
8	62	Mark Sorensen	DNK	Aquila Synergy	Aquila	11	14:07.836	34.999	9.726	1:13.590
9	96	Lars Bo Pedersen	DNK	Aquila Synergy	Aquila	9	12:04.953	2 Laps	2 Laps	1:13.032

Not classified (75% = 8 Laps)

DNS	67	Preben Grundtvig	DNK	Aquila Synergy	Aquila			DNS		
-----	----	------------------	-----	----------------	--------	--	--	-----	--	--

Announcements

Resultatet er efter maaldommers afgørelse.

The result changed based on Finish line marshal's decision.

Margin of Victory	Avg. Speed	Best Lap Tm	Best Speed	Best Lap by
	104,742	1:10.337	110,042	63 - Max Brink Eneberg

Orbits

These results are provisional, until the conclusion of any judicial and technical inquiries.

Hans-Jorn Sogaard Andersen
Clerk of the Course

Attila Boros
Chief Timekeeper

FTZ Padborg Open

Aquila Synergy Cup

Padborg Park 2,150 km

Heat 1

2017.04.29. 15:15

Race (12:00 and 1 Laps) started at 15:22:02

Lap	Time of Day	Lap Tm	Diff	S1 Tm	S2 Tm	S3 Tm	Lap	Time of Day	Lap Tm	Diff	S1 Tm	S2 Tm	S3 Tm	
(9) Kevin H Suenson							8	15:32:16.274	1:13.804	+0.543	23.754	31.939	18.111	
1	15:23:33.493	1:12.533	+1.032	23.482			9	15:33:30.268	1:13.994	+0.733	23.439	31.934	18.621	
2	15:24:44.994	1:11.501		22.920			10	15:34:45.720	1:15.452	+2.191	24.459	32.107	18.886	
3	15:25:56.823	1:11.829	+0.328	22.902			11	15:36:00.108	1:14.388	+1.127	23.947	31.876	18.565	
4	15:27:09.326	1:12.503	+1.002	23.913			(5) Joakim Frid							
5	15:28:21.073	1:11.747	+0.246	22.864			1	15:23:39.249	1:16.464	+3.643				
6	15:29:33.084	1:12.011	+0.510	22.843			2	15:24:52.070	1:12.821					
7	15:30:45.429	1:12.345	+0.844	23.146			3	15:26:07.411	1:15.341	+2.520				
8	15:31:57.616	1:12.187	+0.686	22.749			4	15:27:20.829	1:13.418	+0.597				
9	15:33:09.752	1:12.136	+0.635	22.939			5	15:28:33.822	1:12.993	+0.172				
10	15:34:22.787	1:13.035	+1.534	22.942			6	15:29:49.390	1:15.568	+2.747				
11	15:35:35.515	1:12.728	+1.227	23.383			7	15:31:03.001	1:13.611	+0.790				
(65) Michael Holden							8	15:32:16.917	1:13.916	+1.095				
1	15:23:34.375	1:12.710	+1.288	23.902			9	15:33:31.021	1:14.104	+1.283				
2	15:24:45.797	1:11.422		22.982			10	15:34:46.777	1:15.756	+2.935				
3	15:25:57.230	1:11.433	+0.011	22.861			11	15:36:00.774	1:13.997	+1.176				
4	15:27:09.587	1:12.357	+0.935	23.749			(62) Mark Sorensen							
5	15:28:21.321	1:11.734	+0.312	22.923			1	15:23:39.725	1:15.226	+1.636	24.298			
6	15:29:33.230	1:11.909	+0.487	22.824			2	15:24:53.315	1:13.590					
7	15:30:45.795	1:12.565	+1.143	23.465			3	15:26:07.621	1:14.306	+0.716				
8	15:31:57.903	1:12.108	+0.686	22.684			4	15:27:24.166	1:16.545	+2.955	23.643			
9	15:33:10.162	1:12.259	+0.837	22.918			5	15:28:39.150	1:14.984	+1.394				
10	15:34:23.011	1:12.849	+1.427	22.882			6	15:29:54.628	1:15.478	+1.888				
11	15:35:35.501	1:12.490	+1.068	23.278			7	15:31:09.774	1:15.146	+1.556				
(63) Max Brink Eneberg							8	15:32:24.619	1:14.845	+1.255				
1	15:23:34.013	1:12.494	+2.157	23.729			9	15:33:39.569	1:14.950	+1.360				
2	15:24:45.306	1:11.293	+0.956	22.702			10	15:34:55.298	1:15.729	+2.139				
3	15:25:56.801	1:11.495	+1.158	22.745			11	15:36:10.500	1:15.202	+1.612				
4	15:27:08.803	1:12.002	+1.665	23.379			(96) Lars Bo Pedersen							
5	15:28:20.264	1:11.461	+1.124	22.887			1	15:23:39.427	1:16.516	+3.484	24.296	33.473	18.747	
6	15:29:31.677	1:11.413	+1.076	22.549			2	15:24:52.923	1:13.496	+0.464	23.631	31.408	18.457	
7	15:30:44.208	1:12.531	+2.194	22.718			3	15:26:08.717	1:15.794	+2.762	23.182	31.655	20.957	
8	15:32:00.372	1:16.164	+5.827	22.826			4	15:27:22.005	1:13.288	+0.256	23.857	31.464	17.967	
9	15:33:10.709	1:10.337		20.714			5	15:28:35.037	1:13.032		23.215	31.447	18.370	
10	15:34:23.350	1:12.641	+2.304				6	15:29:49.594	1:14.557	+1.525	23.313	31.360	19.884	
11	15:35:37.430	1:14.080	+3.743				7	15:31:11.389	1:21.795	+8.763	31.044	31.799	18.952	
(8) Markus Matthiesen							8	15:32:32.415	1:21.026	+7.994	29.975	32.279	18.772	
1	15:23:37.507	1:15.266	+3.018	24.403	32.883	17.980	p9	15:34:07.617	1:35.202	+22.170	26.950	35.210		
2	15:24:51.721	1:14.214	+1.966	23.360	32.286	18.568								
3	15:26:06.208	1:14.487	+2.239	24.162	31.666	18.659								
4	15:27:18.564	1:12.356	+0.108	23.146	31.199	18.011								
5	15:28:31.071	1:12.507	+0.259	22.920	31.386	18.201								
6	15:29:43.319	1:12.248		22.740	31.197	18.311								
7	15:30:56.369	1:13.050	+0.802	22.924	31.691	18.435								
8	15:32:09.131	1:12.762	+0.514	22.957	31.621	18.184								
9	15:33:21.702	1:12.571	+0.323	22.936	31.516	18.119								
10	15:34:34.611	1:12.909	+0.661	22.961	31.668	18.280								
11	15:35:54.743	1:20.132	+7.884	30.733	31.347	18.052								
(43) Mikkel Grundtvig														
1	15:23:39.250	1:15.682	+2.917	24.282										
2	15:24:53.205	1:13.955	+1.190	23.720										
3	15:26:07.169	1:13.964	+1.199	23.599										
4	15:27:20.607	1:13.438	+0.673	23.520										
5	15:28:33.372	1:12.765		23.529										
6	15:29:48.216	1:14.844	+2.079	23.518										
7	15:31:02.779	1:14.563	+1.798	23.612										
8	15:32:16.124	1:13.345	+0.580	23.545										
9	15:33:30.350	1:14.226	+1.461	23.479										
10	15:34:46.027	1:15.677	+2.912	25.408										
11	15:35:59.757	1:13.730	+0.965	23.808										
(12) Marcus Mose														
1	15:23:37.179	1:14.696	+1.435	24.289	31.942	18.465								
2	15:24:51.511	1:14.332	+1.071	23.696	32.004	18.632								
3	15:26:06.841	1:15.330	+2.069	24.250	31.683	19.397								
4	15:27:20.291	1:13.450	+0.189	23.584	31.776	18.090								
5	15:28:33.552	1:13.261		23.657	31.322	18.282								
6	15:29:48.586	1:15.034	+1.773	23.407	32.217	19.410								
7	15:31:02.470	1:13.884	+0.623	23.583	31.407	18.894								

FTZ Padborg Open

Aquila Synergy Cup

Padborg Park 2,150 km

Heat 2

2017.04.29. 17:15

Race (12:00 and 1 Laps)

POLE POSITION

1

1

9 Kevin H Suenson

2

65 Michael Holden

2

3

63 Max Brink Eneberg

4

8 Markus Matthiesen

3

5

43 Mikkel Grundtvig

6

12 Marcus Mose

4

7

5 Joakim Frid

8

62 Mark Sorensen

5

9

96 Lars Bo Pedersen

10

67 Preben Grundtvig

FTZ Padborg Open

Sorted on Laps

Aquila Synergy Cup

Padborg Park 2,150 km

Heat 2

2017.04.29. 17:15

Race (12:00 and 1 Laps) started at 17:20:47

Pos	No.	Name	Nat.	Car	Class	Laps	Total Tm	Diff	Gap	Best Tm
1	63	Max Brink Eneberg	DNK	Aquila Synergy	Aquila	9	13:44.426			1:10.601
2	65	Michael Holden	DEU	Aquila Synergy	Aquila	9	13:44.813	0.387	0.387	1:10.809
3	5	Joakim Frid	SWE	Aquila Synergy	Aquila	9	13:45.114	0.688	0.301	1:11.779
4	43	Mikkel Grundtvig	DNK	Aquila Synergy	Aquila	9	13:46.629	2.203	1.515	1:11.850
5	12	Marcus Mose	DNK	Aquila Synergy	Aquila	9	13:49.577	5.151	2.948	1:12.018
6	8	Markus Matthiesen	DNK	Aquila Synergy	Aquila	9	13:59.669	15.243	10.092	1:12.205
7	62	Mark Sorensen	DNK	Aquila Synergy	Aquila	9	14:17.359	32.933	17.690	1:12.566
8	96	Lars Bo Pedersen	DNK	Aquila Synergy	Aquila	9	14:39.755	55.329	22.396	1:12.878

Not classified (75% = 6 Laps)

DNF	9	Kevin H Suenson	DNK	Aquila Synergy	Aquila	4	5:04.256	DNF	5 Laps	1:10.836
DNS	67	Preben Grundtvig	DNK	Aquila Synergy	Aquila			DNS		

Margin of Victory	Avg. Speed	Best Lap Tm	Best Speed	Best Lap by
0.387	84,495	1:10.601	109,630	63 - Max Brink Eneberg

Orbits

These results are provisional, until the conclusion of any judicial and technical inquiries.

Hans-Jorn Sogaard Andersen
Clerk of the Course

Attila Boros
Chief Timekeeper

FTZ Padborg Open

Aquila Synergy Cup

Padborg Park 2,150 km

Heat 2

2017.04.29. 17:15

Race (12:00 and 1 Laps) started at 17:20:47

Lap	Time of Day	Lap Tm	Diff	S1 Tm	S2 Tm	S3 Tm	Lap	Time of Day	Lap Tm	Diff	S1 Tm	S2 Tm	S3 Tm
(63) Max Brink Eneberg							7	17:31:36.960	2:11.921	+59.355	42.847	59.533	29.541
1	17:22:18.628	1:11.825	+1.224	22.967	31.120	17.738	8	17:33:46.930	2:09.970	+57.404	37.359	47.931	44.680
2	17:23:29.229	1:10.601		22.646	30.556	17.399	9	17:35:05.016	1:18.086	+5.520	24.844	34.132	19.110
3	17:24:40.410	1:11.181	+0.580	22.888	30.552	17.741	(96) Lars Bo Pedersen						
4	17:25:51.366	1:10.956	+0.355	22.746	30.431	17.779	1	17:22:21.992	1:13.588	+0.710	24.086	31.270	18.232
5	17:27:05.764	1:14.398	+3.797	22.812	30.958	20.628	2	17:23:35.438	1:13.446	+0.568	24.020	31.193	18.233
6	17:29:21.708	2:15.944	+1:05.343	41.298	:01.900	32.746	3	17:24:48.316	1:12.878		23.012	31.467	18.399
7	17:31:34.546	2:12.838	+1:02.237	42.829	59.963	30.046	4	17:26:01.205	1:12.889	+0.011	23.243	31.363	18.283
8	17:33:20.240	1:45.694	+35.093	36.594	49.441	19.659	5	17:27:14.210	1:13.005	+0.127	23.297	31.092	18.616
9	17:34:32.083	1:11.843	+1.242	22.924	30.938	17.981	6	17:29:25.764	2:11.554	+58.676	38.071	:00.177	33.306
(65) Michael Holden							7	17:31:37.742	2:11.978	+59.100	42.580	59.667	29.731
1	17:22:18.353	1:12.042	+1.233	23.048	31.053	17.941	8	17:33:59.594	2:21.852	+1:08.974	37.125	47.764	56.963
2	17:23:29.858	1:11.505	+0.696	22.728	30.543	18.234	9	17:35:27.412	1:27.818	+14.940	27.816	38.652	21.350
3	17:24:41.294	1:11.436	+0.627	22.717	30.821	17.898	(9) Kevin H Suenson						
4	17:25:52.103	1:10.809		22.723	30.357	17.729	1	17:22:18.124	1:12.130	+1.294	23.212	31.018	17.900
5	17:27:06.417	1:14.314	+3.505	22.547	30.883	20.884	2	17:23:29.420	1:11.296	+0.460	22.834	30.494	17.968
6	17:29:22.758	2:16.341	+1:05.532	41.075	:02.330	32.936	3	17:24:41.077	1:11.657	+0.821	22.956	30.930	17.771
7	17:31:35.133	2:12.375	+1:01.566	42.554	:00.284	29.537	4	17:25:51.913	1:10.836		22.673	30.275	17.888
8	17:33:20.646	1:45.513	+34.704	36.783	48.903	19.827							
9	17:34:32.470	1:11.824	+1.015	23.007	30.684	18.133							
(5) Joakim Frid													
1	17:22:20.377	1:12.586	+0.807	23.567	31.175	17.844							
2	17:23:32.819	1:12.442	+0.663	23.154	31.126	18.162							
3	17:24:44.860	1:12.041	+0.262	22.710	30.621	18.710							
4	17:25:56.639	1:11.779		23.000	30.630	18.149							
5	17:27:10.446	1:13.807	+2.028	22.951	30.750	20.106							
6	17:29:23.607	2:13.161	+1:01.382	38.578	:01.193	33.390							
7	17:31:35.657	2:12.050	+1:00.271	42.348	:00.155	29.547							
8	17:33:20.953	1:45.296	+33.517	37.006	48.380	19.910							
9	17:34:32.771	1:11.818	+0.039	23.153	30.655	18.010							
(43) Mikkel Grundtvig													
1	17:22:21.497	1:13.446	+1.596	24.117	31.335	17.994							
2	17:23:33.513	1:12.016	+0.166	23.217	30.836	17.963							
3	17:24:45.499	1:11.986	+0.136	23.007	30.873	18.106							
4	17:25:57.349	1:11.850		23.084	30.896	17.870							
5	17:27:11.345	1:13.996	+2.146	23.006	30.670	20.320							
6	17:29:24.130	2:12.785	+1:00.935	38.989	:00.676	33.120							
7	17:31:36.029	2:11.899	+1:00.049	42.311	:00.300	29.288							
8	17:33:21.630	1:45.601	+33.751	37.394	47.826	20.381							
9	17:34:34.286	1:12.656	+0.806	23.464	31.257	17.935							
(12) Marcus Mose													
1	17:22:19.940	1:12.741	+0.723	23.728	30.949	18.064							
2	17:23:31.958	1:12.018		23.224	30.780	18.014							
3	17:25:00.217	1:28.259	+16.241	22.986	30.640	34.633							
4	17:26:13.382	1:13.165	+1.147	24.005	31.138	18.022							
5	17:27:26.230	1:12.848	+0.830	23.540	31.054	18.254							
6	17:29:27.498	2:01.268	+49.250	30.830	57.449	32.989							
7	17:31:40.359	2:12.861	+1:00.843	43.185	58.630	31.046							
8	17:33:23.600	1:43.241	+31.223	36.576	46.428	20.237							
9	17:34:37.234	1:13.634	+1.616	23.957	31.486	18.191							
(8) Markus Matthiesen													
1	17:22:20.126	1:12.643	+0.438	23.637	31.210	17.796							
2	17:23:32.331	1:12.205		23.273	31.156	17.776							
3	17:24:57.664	1:25.333	+13.128	22.734	30.992	31.607							
4	17:26:10.910	1:13.246	+1.041	23.642	31.436	18.168							
5	17:27:24.123	1:13.213	+1.008	23.100	31.680	18.433							
6	17:29:26.737	2:02.614	+50.409	32.519	56.983	33.112							
7	17:31:39.459	2:12.722	+1:00.517	43.391	58.290	31.041							
8	17:33:33.863	1:54.404	+42.199	36.216	47.312	30.876							
9	17:34:47.326	1:13.463	+1.258	23.622	31.589	18.252							
(62) Mark Sorensen													
1	17:22:22.355	1:13.767	+1.201	24.065	31.325	18.377							
2	17:23:34.973	1:12.618	+0.052	23.052	30.749	18.817							
3	17:24:47.684	1:12.711	+0.145	23.260	30.988	18.463							
4	17:26:00.546	1:12.862	+0.296	23.636	30.895	18.331							
5	17:27:13.112	1:12.566		22.935	30.616	19.015							
6	17:29:25.039	2:11.927	+59.361	38.377	:00.549	33.001							

FTZ Padborg Open

Aquila Synergy Cup

Padborg Park 2,150 km

Heat 3

2017.04.30. 11:40

Race (12:00 and 1 Laps)

POLE POSITION

1	1 63 Max Brink Eneberg	2 65 Michael Holden
2	3 5 Joakim Frid	4 43 Mikkel Grundtvig
3	5 12 Marcus Mose	6 8 Markus Matthiesen
4	7 62 Mark Sorensen	8 96 Lars Bo Pedersen
5	9 9 Kevin H Suenson	10 67 Preben Grundtvig

These results are provisional, until the conclusion of any judicial and technical inquiries. Orbits


Hans-Jorn Sogaard Andersen
Clerk of the Course


Attila Boros
Chief Timekeeper



FTZ Padborg Open

Sorted on Laps

Aquila Synergy Cup

Padborg Park 2,150 km

Heat 3

2017.04.30. 11:40

Race (12:00 and 1 Laps) started at 11:44:20

Pos	No.	Name	Nat.	Car	Class	Laps	Total Tm	Diff	Gap	Best Tm
1	65	Michael Holden	DEU	Aquila Synergy	Aquila	11	13:26.667			1:10.960
2	5	Joakim Frid	SWE	Aquila Synergy	Aquila	11	13:26.801	0.134	0.134	1:10.885
3	9	Kevin H Suenson	DNK	Aquila Synergy	Aquila	11	13:32.592	5.925	5.791	1:10.916
4	8	Markus Matthiesen	DNK	Aquila Synergy	Aquila	11	13:32.824	6.157	0.232	1:11.407
5	43	Mikkel Grundtvig	DNK	Aquila Synergy	Aquila	11	13:34.088	7.421	1.264	1:11.514
6	12	Marcus Mose	DNK	Aquila Synergy	Aquila	11	13:43.059	16.392	8.971	1:11.533
7	96	Lars Bo Pedersen	DNK	Aquila Synergy	Aquila	11	13:51.861	25.194	8.802	1:12.482
8	62	Mark Sorensen	DNK	Aquila Synergy	Aquila	11	14:05.512	38.845	13.651	1:12.700
9	67	Preben Grundtvig	DNK	Aquila Synergy	Aquila	11	14:32.096	1:05.429	26.584	1:16.521

Not classified (75% = 8 Laps)

63	Max Brink Eneberg	DNK	Aquila Synergy	Aquila	6	7:46.448	5 Laps	5 Laps	1:10.565
----	-------------------	-----	----------------	--------	---	----------	--------	--------	----------

Margin of Victory	Avg. Speed	Best Lap Tm	Best Speed	Best Lap by
0.134	105,545	1:10.565	109,686	63 - Max Brink Eneberg

Orbits

These results are provisional, until the conclusion of any judicial and technical inquiries.

 Hans-Jorn Sogaard Andersen
Clerk of the Course

 Attila Boros
Chief Timekeeper

FTZ Padborg Open

Aquila Synergy Cup

Padborg Park 2,150 km

Heat 3

2017.04.30. 11:40

Race (12:00 and 1 Laps) started at 11:44:20

Lap	Time of Day	Lap Tm	Diff	S1 Tm	S2 Tm	S3 Tm	Lap	Time of Day	Lap Tm	Diff	S1 Tm	S2 Tm	S3 Tm	
(65) Michael Holden							8	11:54:17.800	1:12.395	+0.862				
1	11:45:51.015	1:12.112	+1.152				9	11:55:35.016	1:17.216	+5.683				
2	11:47:02.149	1:11.134	+0.174				10	11:56:48.943	1:13.927	+2.394				
3	11:48:13.289	1:11.140	+0.180				11	11:58:03.297	1:14.354	+2.821				
4	11:49:24.660	1:11.371	+0.411				(96) Lars Bo Pedersen							
5	11:50:35.620	1:10.960					1	11:45:54.133	1:13.495	+1.013				
6	11:51:47.128	1:11.508	+0.548				2	11:47:06.615	1:12.482					
7	11:52:59.040	1:11.912	+0.952				3	11:48:19.125	1:12.510	+0.028				
8	11:54:10.602	1:11.562	+0.602				4	11:49:31.702	1:12.577	+0.095				
9	11:55:22.512	1:11.910	+0.950				5	11:50:52.516	1:20.814	+8.332				
10	11:56:35.205	1:12.693	+1.733				6	11:52:05.633	1:13.117	+0.635				
11	11:57:46.905	1:11.700	+0.740				7	11:53:18.860	1:13.227	+0.745				
(5) Joakim Frid							8	11:54:31.888	1:13.028	+0.546				
1	11:45:51.269	1:11.864	+0.979				9	11:55:45.056	1:13.168	+0.686				
2	11:47:02.335	1:11.066	+0.181				10	11:56:58.229	1:13.173	+0.691				
3	11:48:13.749	1:11.414	+0.529				11	11:58:12.099	1:13.870	+1.388				
4	11:49:24.928	1:11.179	+0.294				(62) Mark Sorensen							
5	11:50:35.813	1:10.885					1	11:45:54.918	1:13.887	+1.187				
6	11:51:47.059	1:11.246	+0.361				2	11:47:21.794	1:26.876	+14.176				
7	11:52:59.340	1:12.281	+1.396				3	11:48:35.512	1:13.718	+1.018				
8	11:54:10.672	1:11.332	+0.447				4	11:49:49.102	1:13.590	+0.890				
9	11:55:22.837	1:12.165	+1.280				5	11:51:05.947	1:16.845	+4.145				
10	11:56:35.352	1:12.515	+1.630				6	11:52:18.647	1:12.700					
11	11:57:47.039	1:11.687	+0.802				7	11:53:31.379	1:12.732	+0.032				
(9) Kevin H Suenson							8	11:54:44.154	1:12.775	+0.075				
1	11:45:55.124	1:13.901	+2.985				9	11:55:58.380	1:14.226	+1.526				
2	11:47:06.966	1:11.842	+0.926				10	11:57:11.997	1:13.617	+0.917				
3	11:48:18.596	1:11.630	+0.714				11	11:58:25.750	1:13.753	+1.053				
4	11:49:29.512	1:10.916					(67) Preben Grundtvig							
5	11:50:41.265	1:11.753	+0.837				1	11:45:59.660	1:16.844	+0.323				
6	11:51:53.692	1:12.427	+1.511				2	11:47:18.943	1:19.283	+2.762				
7	11:53:05.638	1:11.946	+1.030				3	11:48:36.213	1:17.270	+0.749				
8	11:54:17.034	1:11.396	+0.480				4	11:49:54.024	1:17.811	+1.290				
9	11:55:29.367	1:12.333	+1.417				5	11:51:11.891	1:17.867	+1.346				
10	11:56:40.981	1:11.614	+0.698				6	11:52:28.454	1:16.563	+0.042				
11	11:57:52.830	1:11.849	+0.933				7	11:53:45.020	1:16.566	+0.045				
(8) Markus Matthiesen							8	11:55:01.541	1:16.521					
1	11:45:54.486	1:13.603	+2.196				9	11:56:18.329	1:16.788	+0.267				
2	11:47:06.086	1:11.600	+0.193				10	11:57:35.415	1:17.086	+0.565				
3	11:48:17.782	1:11.696	+0.289				11	11:58:52.334	1:16.919	+0.398				
4	11:49:29.224	1:11.442	+0.035				(63) Max Brink Eneberg							
5	11:50:40.631	1:11.407					1	11:45:50.304	1:11.744	+1.179				
6	11:51:53.213	1:12.582	+1.175				2	11:47:01.196	1:10.892	+0.327				
7	11:53:04.921	1:11.708	+0.301				3	11:48:11.761	1:10.565					
8	11:54:16.782	1:11.861	+0.454				4	11:49:22.575	1:10.814	+0.249				
9	11:55:29.548	1:12.766	+1.359				5	11:50:33.356	1:10.781	+0.216				
10	11:56:41.357	1:11.809	+0.402				p6	11:52:06.686	1:33.330	+22.765				
11	11:57:53.062	1:11.705	+0.298				(43) Mikkel Grundtvig							
(12) Marcus Mose							1	11:45:52.669	1:12.436	+0.922				
1	11:45:52.849	1:13.070	+1.537				2	11:47:04.546	1:11.877	+0.363				
2	11:47:04.742	1:11.893	+0.360				3	11:48:16.892	1:12.346	+0.832				
3	11:48:17.380	1:12.638	+1.105				4	11:49:28.406	1:11.514					
4	11:49:28.913	1:11.533					5	11:50:40.447	1:12.041	+0.527				
5	11:50:40.966	1:12.053	+0.520				6	11:51:54.002	1:13.555	+2.041				
6	11:51:53.448	1:12.482	+0.949				7	11:53:06.078	1:12.076	+0.562				
7	11:53:05.405	1:11.957	+0.424				8	11:54:18.107	1:12.029	+0.515				
							9	11:55:29.918	1:11.811	+0.297				
							10	11:56:42.558	1:12.640	+1.126				
							11	11:57:54.326	1:11.768	+0.254				

These results are provisional, until the conclusion of any judicial and technical inquiries.

Orbits

Hans-Jorn Sogaard Andersen
Clerk of the Course

Attila Boros
Chief Timekeeper



FTZ Padborg Open

Sorted on Best Lap time

RSG SH

Padborg Park 2,150 km

Starting List - MODIFIED

2016.04.28. 18:00

Practice

Pos	No.	Name	Nat.	Driver Lic.	Competitor	ClubCode	Car	Class
1	4	Klaus Kalies	DEU	NA1117388	MSF Idstedt (Tyskland)	MSF		RSG
2	10	Rene Borge Nielsen	DNK	27850	Motor Sport Sønderjylland	MSS-022	Citroen Saxo	RSG
3	22	Soren Behnfeld	DNK	81879	Motor Sport Sønderjylland	MSS-022		RSG
4	23	Martin Jensen	DNK	66992	Historisk Motor Sport Danmark	HMS-002		RSG
5	49	Bjorn Seiler	DEU	NA1129413	MSF Idstedt (Tyskland)	MSF	Seat Leon Cupra R	RSG
6	77	Andre Jaschinski	DEU	NA1049777	MSF Idstedt (Tyskland)	MSF	BMW E30 4.0i V8	RSG
7	103	Matthias Von Chamier	DEU	NA1179391	MSF Idstedt (Tyskland)	MSF		RSG
8	139	Rene Jensen	DNK	57570	Motor Sport Sønderjylland	MSS-022	BMW E39 540i V8	RSG
9	357	Andreas Hansen	DEU	NA1181693	MSF Idstedt (Tyskland)	MSF	BMW E36	RSG

FTZ Padborg Open

Sorted on Best Lap time

RSG SH Padborg Park 2,150 km

Warm Up 2017.04.29. 09:50

Practice (20:00 Time) started at 9:52:04

Pos	No.	Name	Nat.	Competitor	Car	Class	Laps	Best Tm	Diff
1	49	Bjorn Seiler	DEU	MSF Idstedt (Tyskland)	Seat Leon Cupra R	RSG	13	1:18.257	
2	103	Matthias Von Chamier	DEU	MSF Idstedt (Tyskland)		RSG	13	1:21.128	2.871
3	10	Rene Borge Nielsen	DNK	Motor Sport Sønderjylland	Citroen Saxo	RSG	12	1:24.194	5.937
4	139	Rene Jensen	DNK	Motor Sport Sønderjylland	BMW E39 540i V8	RSG	10	1:26.583	8.326
5	22	Soren Behnfeld	DNK	Motor Sport Sønderjylland		RSG	13	1:26.871	8.614
6	77	Andre Jaschinski	DEU	MSF Idstedt (Tyskland)	BMW E30 4.0i V8	RSG	5	1:27.492	9.235
7	23	Martin Jensen	DNK	Historisk Motor Sport Danmark		RSG	12	1:28.426	10.169
8	4	Klaus Kalies	DEU	MSF Idstedt (Tyskland)		RSG	12	1:32.645	14.388
9	357	Andreas Hansen	DEU	Motor Sport Sønderjylland	BMW E36	RSG	1	1:48.779	30.522

FTZ Padborg Open

Sorted on Best Lap time

RSG SH

Padborg Park 2,150 km

Timed Practice

2017.04.29. 14:05

Qualifying (20:00 Time) started at 14:10:15

Pos	No.	Name	Nat.	Competitor	Car	Class	Laps	Best Tm	Dif
1	77	Andre Jaschinski	DEU	MSF Idstedt (Tyskland)	BMW E30 4.0i V8	RSG	16	1:07.804	
2	139	Rene Jensen	DNK	Motor Sport Sønderjylland	BMW E39 540i V8	RSG	13	1:10.000	2.196
3	49	Bjorn Seiler	DEU	MSF Idstedt (Tyskland)	Seat Leon Cupra R	RSG	14	1:10.005	2.201
4	103	Matthias Von Chamier	DEU	MSF Idstedt (Tyskland)		RSG	15	1:11.521	3.717
5	23	Martin Jensen	DNK	Historisk Motor Sport Danmark		RSG	16	1:12.382	4.578
6	10	Rene Borge Nielsen	DNK	Motor Sport Sønderjylland	Citroen Saxo	RSG	15	1:12.538	4.734
7	22	Soren Behnfeld	DNK	Motor Sport Sønderjylland		RSG	14	1:13.652	5.848
8	357	Andreas Hansen	DEU	Motor Sport Sønderjylland	BMW E36	RSG	15	1:16.494	8.690
9	4	Klaus Kalies	DEU	MSF Idstedt (Tyskland)		RSG	14	1:23.558	15.754

These results are provisional, until the conclusion of any judicial and technical inquiries.

Orbits

Hans-Jorn Sogaard Andersen
 Clerk of the Course

Attila Boros
 Chief Timekeeper

FTZ Padborg Open

RSG SH

Padborg Park 2,150 km

Timed Practice

2017.04.29. 14:05

Qualifying (20:00 Time) started at 14:10:15

Lap	Time of Day	Lap Tm	Diff	S1 Tm	S2 Tm	S3 Tm	Lap	Time of Day	Lap Tm	Diff	S1 Tm	S2 Tm	S3 Tm
13	14:29:47.712	1:23.823	+0.265	27.397	35.671	20.755							
14	14:31:12.197	1:24.485	+0.927	27.669	37.177	19.639							

These results are provisional, until the conclusion of any judicial and technical inquiries.

Orhite

Hans-Jorn Sogaard Andersen
 Clerk of the Course

Attila Boros
 Chief Timekeeper

FTZ Padborg Open

RSG SH

Padborg Park 2,150 km

Heat 1

2017.04.29. 16:00

Race (15:00 and 1 Laps)

POLE POSITION

Rank	Driver	Time
1	77 Andre Jaschinski	1:07.804
2	139 Rene Jensen	1:10.000
3	49 Bjorn Seiler	1:10.005
4	103 Matthias Von Chamier	1:11.521
5	23 Martin Jensen	1:12.382
6	10 Rene Borge Nielsen	1:12.538
7	22 Soren Behnfeld	1:13.652
8	357 Andreas Hansen	1:16.494
9	4 Klaus Kalies	1:23.558

FTZ Padborg Open

Sorted on Laps

RSG SH

Padborg Park 2,150 km

Heat 1 - MODIFIED

2017.04.29. 16:00

Race (15:00 and 1 Laps) started at 16:07:35

Pos	No.	Name	Nat.	Car	Class	Laps	Total Tm	Diff	Gap	Best Tm
1	77	Andre Jaschinski	DEU	BMW E30 4.0i V8	RSG	14	16:30.961			1:08.660
2	139	Rene Jensen	DNK	BMW E39 540i V8	RSG	14	16:32.256	1.295	1.295	1:08.535
3	49	Bjorn Seiler	DEU	Seat Leon Cupra R	RSG	14	17:06.935	35.974	34.679	1:11.029
4	103	Matthias Von Chamier	DEU		RSG	14	17:09.755	38.794	2.820	1:10.973
5	23	Martin Jensen	DNK		RSG	14	17:22.913	51.952	13.158	1:11.513
6	22	Soren Behnfeld	DNK		RSG	13	17:05.673	1 Lap	1 Lap	1:13.420
7	10	Rene Borge Nielsen	DNK	Citroen Saxo	RSG	13	17:19.258	1 Lap	13.585	1:12.415
8	357	Andreas Hansen	DEU	BMW E36	RSG	13	17:29.828	1 Lap	10.570	1:17.259
9	4	Klaus Kalies	DEU		RSG	13	17:48.924	1 Lap	19.096	1:19.607

Announcements

- Start 10 udelukkes for ej at gennemfore strafbane for tyvstart, hvorefter han korer gennem pit med en hastighed paa 53 km. / Disqualified for not driving through penalty lane (punishment for jumpstart) and afterwards speeding in pit with 53 km/h

Start 10 - Udelukkelsen er konverteret til 25 sekunders tidsstraf. / The penalty is changed from disqualified to a time penalty of 25 seconds

Margin of Victory	Avg. Speed	Best Lap Tm	Best Speed	Best Lap by
1.295	109,348	1:08.535	112,935	139 - Rene Jensen

Orbits

These results are provisional, until the conclusion of any judicial and technical inquiries.

Hans-Jorn Sogaard Andersen
Clerk of the Course

Attila Boros
Chief Timekeeper

FTZ Padborg Open

RSG SH

Padborg Park 2,150 km

Heat 2

2017.04.30. 11:15

Race (15:00 and 1 Laps)

POLE POSITION

1

1

77 Andre Jaschinski

2

139 Rene Jensen

2

3

49 Bjorn Seiler

4

103 Matthias Von Chamier

3

5

23 Martin Jensen

6

22 Soren Behnfeld

4

7

10 Rene Borge Nielsen

8

357 Andreas Hansen

5

9

4 Klaus Kalies

FTZ Padborg Open

Sorted on Laps

RSG SH Padborg Park 2,150 km

Heat 2 2017.04.30. 11:15

Race (15:00 and 1 Laps) started at 11:19:53

Pos	No.	Name	Nat.	Car	Class	Laps	Total Tm	Diff	Gap	Best Tm	L
1	139	Rene Jensen	DNK	BMW E39 540i V8	RSG	14	16:41.091			1:09.078	
2	23	Martin Jensen	DNK	Honda CRX	RSG	14	17:29.419	48.328	48.328	1:12.640	
3	22	Soren Behnfeld	DNK	VW Polo	RSG	13	16:56.289	1 Lap	1 Lap	1:14.526	
4	357	Andreas Hansen	DEU	BMW E36	RSG	13	16:58.016	1 Lap	1.727	1:15.001	
5	103	Matthias Von Chamier	DEU	BMW	RSG	13	17:14.878	1 Lap	16.862	1:10.810	
6	4	Klaus Kalies	DEU	Honda CRX	RSG	13	17:50.239	1 Lap	35.361	1:19.353	
7	10	Rene Borge Nielsen	DNK	Citroen Saxo	RSG	11	18:37.185	3 Laps	2 Laps	1:09.959	
8	49	Bjorn Seiler	DEU	Seat Leon Cupra R	RSG	10	13:43.036	4 Laps	1 Lap	1:10.816	
Not classified (75% = 10 Laps)											
DQ	77	Andre Jaschinski	DEU	BMW E30 4.0i V8	RSG	8	9:38.966	DQ		1:08.047	

Announcements

#77 - Jump start - 2 times through to penalty line

#77 - Disqualified - No respect to the flags of marshals

Margin of Victory	Avg. Speed	Best Lap Tm	Best Speed	Best Lap by
48.328	108,242	1:09.078	112,047	139 - Rene Jensen

Orbits

These results are provisional, until the conclusion of any judicial and technical inquiries.



Hans-Jorn Sogaard Andersen
Clerk of the Course



Attila Boros
Chief Timekeeper



CHRONOMOTO
TIMING

FTZ Padborg Open

RSG SH

Padborg Park 2,150 km

Heat 2

2017.04.30. 11:15

Race (15:00 and 1 Laps) started at 11:19:53

Lap	Time of Day	Lap Tm	Diff	S1 Tm	S2 Tm	S3 Tm	Lap	Time of Day	Lap Tm	Diff	S1 Tm	S2 Tm	S3 Tm
(139) Rene Jensen							p11	11:33:41.308	1:26.315	+15.505			
1	11:21:24.403	1:12.428	+3.350				12	11:35:57.166	2:15.858	+1:05.048			
2	11:22:34.753	1:10.350	+1.272				13	11:37:08.517	1:11.351	+0.541			
3	11:23:45.074	1:10.321	+1.243				(4) Klaus Kalies						
4	11:24:54.152	1:09.078					1	11:21:38.471	1:21.740	+2.387			
5	11:26:03.538	1:09.386	+0.308				2	11:22:58.517	1:20.046	+0.693			
6	11:27:13.210	1:09.672	+0.594				3	11:24:18.615	1:20.098	+0.745			
7	11:28:22.995	1:09.785	+0.707				4	11:25:39.413	1:20.798	+1.445			
8	11:29:33.149	1:10.154	+1.076				5	11:26:59.315	1:19.902	+0.549			
9	11:30:43.665	1:10.516	+1.438				6	11:28:19.322	1:20.007	+0.654			
10	11:31:53.923	1:10.258	+1.180				7	11:29:40.201	1:20.879	+1.526			
11	11:33:04.888	1:10.965	+1.887				8	11:31:02.832	1:22.631	+3.278			
12	11:34:14.483	1:09.595	+0.517				9	11:32:23.705	1:20.873	+1.520			
13	11:35:24.399	1:09.916	+0.838				10	11:33:45.260	1:21.555	+2.202			
14	11:36:34.730	1:10.331	+1.253				11	11:35:04.685	1:19.425	+0.072			
(23) Martin Jensen							12	11:36:24.525	1:19.840	+0.487			
1	11:21:31.305	1:16.166	+3.526				13	11:37:43.878	1:19.353				
2	11:22:44.541	1:13.236	+0.596				(10) Rene Borge Nielsen						
3	11:23:57.363	1:12.822	+0.182				1	11:21:29.905	1:15.100	+5.141			
4	11:25:10.003	1:12.640					2	11:22:43.379	1:13.474	+3.515			
5	11:26:23.109	1:13.106	+0.466				3	11:23:55.572	1:12.193	+2.234			
6	11:27:36.138	1:13.029	+0.389				4	11:25:07.025	1:11.453	+1.494			
7	11:28:49.213	1:13.075	+0.435				5	11:26:19.103	1:12.078	+2.119			
8	11:30:02.425	1:13.212	+0.572				6	11:27:29.920	1:10.817	+0.858			
9	11:31:15.450	1:13.025	+0.385				7	11:28:40.538	1:10.618	+0.659			
10	11:32:28.139	1:12.689	+0.049				8	11:29:50.497	1:09.959				
11	11:33:43.372	1:15.233	+2.593				9	11:31:02.258	1:11.761	+1.802			
12	11:34:56.899	1:13.527	+0.887				10	11:32:23.808	1:21.550	+11.591			
13	11:36:09.841	1:12.942	+0.302				p11	11:38:30.824	6:07.016	+4:57.057			
14	11:37:23.058	1:13.217	+0.577				(49) Bjorn Seiler						
(22) Soren Behnfeld							1	11:21:29.527	1:15.990	+5.174			
1	11:21:32.724	1:17.457	+2.931				2	11:22:42.265	1:12.738	+1.922			
2	11:22:48.463	1:15.739	+1.213				3	11:23:53.932	1:11.667	+0.851			
3	11:24:03.368	1:14.905	+0.379				4	11:25:05.325	1:11.393	+0.577			
4	11:25:17.894	1:14.526					5	11:26:16.694	1:11.369	+0.553			
5	11:26:33.176	1:15.282	+0.756				6	11:27:28.154	1:11.460	+0.644			
6	11:27:50.329	1:17.153	+2.627				7	11:28:39.216	1:11.062	+0.246			
7	11:29:11.535	1:21.206	+6.680				8	11:29:50.032	1:10.816				
8	11:30:30.703	1:19.168	+4.642				9	11:31:04.589	1:14.557	+3.741			
9	11:31:46.761	1:16.058	+1.532				p10	11:33:36.675	2:32.086	+1:21.270			
10	11:33:02.846	1:16.085	+1.559				(77) Andre Jaschinski						
11	11:34:19.308	1:16.462	+1.936				1	11:21:20.708	1:10.067	+2.020			
12	11:35:35.215	1:15.907	+1.381				2	11:22:30.416	1:09.708	+1.661			
13	11:36:49.928	1:14.713	+0.187				3	11:23:38.737	1:08.321	+0.274			
(357) Andreas Hansen							4	11:24:46.784	1:08.047				
1	11:21:35.703	1:19.094	+4.093				5	11:25:55.132	1:08.348	+0.301			
2	11:22:54.567	1:18.864	+3.863				6	11:27:03.563	1:08.431	+0.384			
3	11:24:11.328	1:16.761	+1.760				7	11:28:12.251	1:08.688	+0.641			
4	11:25:28.337	1:17.009	+2.008				p8	11:29:32.605	1:20.354	+12.307			
5	11:26:45.047	1:16.710	+1.709				(103) Matthias Von Chamier						
6	11:28:01.839	1:16.792	+1.791				1	11:21:28.629	1:14.708	+3.898			
7	11:29:18.531	1:16.692	+1.691				2	11:22:41.456	1:12.827	+2.017			
8	11:30:34.104	1:15.573	+0.572				3	11:23:53.344	1:11.888	+1.078			
9	11:31:49.721	1:15.617	+0.616				4	11:25:04.717	1:11.373	+0.563			
10	11:33:06.208	1:16.487	+1.486				5	11:26:16.173	1:11.456	+0.646			
11	11:34:21.232	1:15.024	+0.023				6	11:27:27.592	1:11.419	+0.609			
12	11:35:36.233	1:15.001					7	11:28:38.708	1:11.116	+0.306			
13	11:36:51.655	1:15.422	+0.421				8	11:29:49.518	1:10.810				
(103) Matthias Von Chamier							9	11:31:01.636	1:12.118	+1.308			
1	11:21:28.629	1:14.708	+3.898				10	11:32:14.993	1:13.357	+2.547			
2	11:22:41.456	1:12.827	+2.017										
3	11:23:53.344	1:11.888	+1.078										
4	11:25:04.717	1:11.373	+0.563										
5	11:26:16.173	1:11.456	+0.646										
6	11:27:27.592	1:11.419	+0.609										
7	11:28:38.708	1:11.116	+0.306										
8	11:29:49.518	1:10.810											
9	11:31:01.636	1:12.118	+1.308										
10	11:32:14.993	1:13.357	+2.547										

Orbite

Hans-Jorn Sogaard Andersen
Clerk of the Course

Attila Boros
Chief Timekeeper



FTZ Padborg Open

Sorted on Best Lap time

Motard

Padborg Park 2,150 km

Starting List

2016.04.28. 18:00

Practice

Pos	No.	Name	Nat.	Competitor	Car	Class	Laps	Best Tm	Diff
1	5	Jens Winther	DNK	Als Supermoto Club	Husqvarna	SM A			
2	24	Andreas Mikkelsen	DNK	Fyens Motor Sport	KTM	SM A			
3	25	Thomas Uwe Jorgensen	DNK	Supermoto Denmark	Aprilia 450 SXV	SM OB 33+			
4	47	Jonas Blom	DNK	Als Supermoto Club	TM	SM B			
5	55	Jes Fini Lykkegard	DNK	Supermoto Denmark	Husqvarna	SM A			
6	58	Brian Madsen	DNK	Als Supermoto Club	Honda CRF 450 ER	SM A			
7	64	Simon Vilhelmsen	DNK	Supermoto Denmark	Husqvarna	SM A			
8	205	Anders Salling	DNK	Randers Motor Sport	Honda	SM A			
9	206	René Salling	DNK	Randers Motor Sport	Honda	SM OB 33+			
10	279	Morten Lundgaard Mejdahl	DNK	Supermoto Denmark	KTM SMR 450	SM A			

FTZ Padborg Open

Sorted on Best Lap time

Motard

Padborg Park 2,150 km

Warm Up

2017.04.29. 08:15

Practice (15:00 Time) started at 8:15:04

Pos	No.	Name	Nat.	Competitor	Car	Class	Best Tm	Diff
1	205	Anders Salling	DNK	Randers Motor Sport	Honda	SM A	1:05.725	
2	206	René Salling	DNK	Randers Motor Sport	Honda	SM OB 33+	1:09.302	3.577
3	55	Jes Fini Lykkegard	DNK	Supermoto Denmark	Husqvarna	SM A	1:10.706	4.981
4	47	Jonas Blom	DNK	Als Supermoto Club	TM	SM B	1:12.964	7.239
5	5	Jens Winther	DNK	Als Supermoto Club	Husqvarna	SM A	1:13.236	7.511

Not classified

DNS	24	Andreas Mikkelsen	DNK	Fyens Motor Sport	KTM	SM A		
DNS	25	Thomas Uwe Jorgensen	DNK	Supermoto Denmark	Aprilia 450 SXV	SM OB 33+		
DNS	58	Brian Madsen	DNK	Als Supermoto Club	Honda CRF 450 E	SM A		
DNS	64	Simon Vilhelmsen	DNK	Supermoto Denmark	Husqvarna	SM A		
DNS	279	Morten Lundgaard Mejdat	DNK	Supermoto Denmark	KTM SMR 450	SM A		

FTZ Padborg Open

Motard

Padborg Park 2,150 km

Warm Up

2017.04.29. 08:15

Practice (15:00 Time) started at 8:15:04

Lap	Time of Day	Lap Tm	Diff	S1 Tm	S2 Tm	S3 Tm	Time of Day	Lap Tm	Diff	S1 Tm	S2 Tm	S3 Tm
(205) Anders Salling												
1	8:18:36.769	1:15.293	+9.568									
2	8:19:46.513	1:09.744	+4.019									
3	8:20:54.817	1:08.304	+2.579									
4	8:22:02.154	1:07.337	+1.612									
5	8:23:09.402	1:07.248	+1.523									
6	8:24:15.537	1:06.135	+0.410									
7	8:25:22.669	1:07.132	+1.407									
8	8:26:30.016	1:07.347	+1.622									
9	8:27:35.741	1:05.725										
10	8:28:41.638	1:05.897	+0.172									
11	8:29:48.024	1:06.386	+0.661									
12	8:30:54.295	1:06.271	+0.546									
(206) René Salling												
1	8:18:50.082	1:19.836	+10.534									
2	8:20:08.058	1:17.976	+8.674									
3	8:21:23.462	1:15.404	+6.102									
4	8:22:36.908	1:13.446	+4.144									
5	8:23:47.954	1:11.046	+1.744									
6	8:24:59.890	1:11.936	+2.634									
7	8:26:11.731	1:11.841	+2.539									
8	8:27:21.368	1:09.637	+0.335									
9	8:28:30.670	1:09.302										
10	8:29:40.166	1:09.496	+0.194									
11	8:30:50.626	1:10.460	+1.158									
(55) Jes Fini Lykkegard												
1	8:18:44.935	1:19.958	+9.252									
2	8:20:05.142	1:20.207	+9.501									
3	8:21:21.434	1:16.292	+5.586									
4	8:22:34.802	1:13.368	+2.662									
5	8:23:46.357	1:11.555	+0.849									
6	8:24:57.859	1:11.502	+0.796									
7	8:26:08.565	1:10.706										
8	8:27:20.587	1:12.022	+1.316									
9	8:28:57.653	1:37.066	+26.360									
p10	8:30:58.176	2:00.523	+49.817									
(47) Jonas Blom												
1	8:24:33.443	1:12.964										
2	8:26:31.154	1:57.711	+44.747									
3	8:27:59.290	1:28.136	+15.172									
4	8:29:24.413	1:25.123	+12.159									
5	8:30:47.458	1:23.045	+10.081									
(5) Jens Winther												
1	8:18:59.584	1:24.916	+11.680									
2	8:20:20.108	1:20.524	+7.288									
3	8:21:35.227	1:15.119	+1.883									
4	8:22:50.605	1:15.378	+2.142									
5	8:24:03.850	1:13.245	+0.009									
6	8:25:17.086	1:13.236										
7	8:26:34.960	1:17.874	+4.638									
8	8:27:49.633	1:14.673	+1.437									
9	8:29:03.291	1:13.658	+0.422									
10	8:30:21.871	1:18.580	+5.344									

Orbits

These results are provisional, until the conclusion of any judicial and technical inquiries.


Hans-Jorn Sogaard Andersen
Clerk of the Course


Attila Boros
Chief Timekeeper


CHRONOMOTO
TIMING

FTZ Padborg Open

Sorted on Best Lap time

Motard

Padborg Park 2,150 km

Warm Up 2

2017.04.29. 12:00

Practice (15:00 Time) started at 11:59:45

Pos	No.	Name	Nat.	Competitor	Car	Class	Laps	Best Tm	Diff
1	64	Simon Vilhelmsen	DNK	Supermoto Denmark	Husqvarna	SM A	14	1:00.618	
2	205	Anders Salling	DNK	Randers Motor Sport	Honda	SM A	14	1:02.548	1.930
3	5	Jens Winther	DNK	Als Supermoto Club	Husqvarna	SM A	13	1:04.491	3.873
4	24	Andreas Mikkelsen	DNK	Fyens Motor Sport	KTM	SM A	10	1:05.913	5.295
5	55	Jes Fini Lykkegard	DNK	Supermoto Denmark	Husqvarna	SM A	13	1:06.561	5.943
6	206	René Salling	DNK	Randers Motor Sport	Honda	SM OB 33+	13	1:08.387	7.769
7	279	Morten Lundgaard Mejdahl	DNK	Supermoto Denmark	KTM SMR 450	SM A	9	1:11.126	10.508
8	47	Jonas Blom	DNK	Als Supermoto Club	TM	SM B	10	1:12.914	12.296
9	58	Brian Madsen	DNK	Als Supermoto Club	Honda CRF 450 ER	SM A	12	1:13.475	12.857
10	25	Thomas Uwe Jorgensen	DNK	Supermoto Denmark	Aprilia 450 SXV	SM OB 33+	6	1:30.499	29.881

These results are provisional, until the conclusion of any judicial and technical inquiries.

Orbits

Hans-Jorn Sogaard Andersen
Clerk of the Course

Attila Boros
Chief Timekeeper

FTZ Padborg Open

Sorted on Best Lap time

Motard

Padborg Park 2,150 km

Timed Practice

2017.04.29. 14:55

Qualifying (15:00 Time) started at 14:58:03

Pos	No.	Name	Nat.	Competitor	Car	Class	Laps	Best Tm	Diff
1	64	Simon Vilhelmsen	DNK	Supermoto Denmark	Husqvarna	SM A	14	55.305	
2	205	Anders Salling	DNK	Randers Motor Sport	Honda	SM A	15	59.657	4.352
3	5	Jens Winther	DNK	Als Supermoto Club	Husqvarna	SM A	14	59.725	4.420
4	279	Morten Lundgaard Mejdahl	DNK	Supermoto Denmark	KTM SMR 450	SM A	13	1:03.272	7.967
5	55	Jes Fini Lykkegard	DNK	Supermoto Denmark	Husqvarna	SM A	11	1:04.970	9.665
6	206	René Salling	DNK	Randers Motor Sport	Honda	SM OB 33+	13	1:05.500	10.195
7	47	Jonas Blom	DNK	Als Supermoto Club	TM	SM B	8	1:10.057	14.752
8	58	Brian Madsen	DNK	Als Supermoto Club	Honda CRF 450 ER	SM A	9	1:12.226	16.921
9	25	Thomas Uwe Jorgensen	DNK	Supermoto Denmark	Aprilia 450 SXV	SM OB 33+	11	1:13.192	17.887

Not classified

DNS	24	Andreas Mikkelsen	DNK	Fyens Motor Sport	KTM	SM A			
-----	----	-------------------	-----	-------------------	-----	------	--	--	--

FTZ Padborg Open

Motard

Padborg Park 2,150 km

Timed Practice

2017.04.29. 14:55

Qualifying (15:00 Time) started at 14:58:03

Lap	Time of Day	Lap Tm	Diff	S1 Tm	S2 Tm	S3 Tm	Lap	Time of Day	Lap Tm	Diff	S1 Tm	S2 Tm	S3 Tm
(64) Simon Vilhelmsen							9	15:09:06.862	1:30.013	+25.043			
1	14:59:44.407	57.863	+2.558				10	15:10:19.436	1:12.574	+7.604			
2	15:00:40.880	56.473	+1.168				p11	15:12:19.413	1:59.977	+55.007			
3	15:01:36.579	55.699	+0.394				(206) René Salling						
4	15:02:54.068	1:17.489	+22.184				1	15:00:05.268	1:07.223	+1.723			
5	15:04:37.277	1:43.209	+47.904				2	15:01:12.021	1:06.753	+1.253			
6	15:05:51.901	1:14.624	+19.319				3	15:02:17.521	1:05.500				
7	15:06:49.383	57.482	+2.177				4	15:03:23.034	1:05.513	+0.013			
8	15:07:48.184	58.801	+3.496				5	15:04:30.712	1:07.678	+2.178			
9	15:08:46.317	58.133	+2.828				6	15:05:36.941	1:06.229	+0.729			
10	15:09:41.890	55.573	+0.268				7	15:06:44.105	1:07.164	+1.664			
11	15:10:44.066	1:02.176	+6.871				8	15:07:50.734	1:06.629	+1.129			
12	15:11:41.421	57.355	+2.050				9	15:08:58.306	1:07.572	+2.072			
13	15:12:41.433	1:00.012	+4.707				10	15:10:05.190	1:06.884	+1.384			
14	15:13:36.738	55.305					11	15:11:11.247	1:06.057	+0.557			
(205) Anders Salling							12	15:12:17.227	1:05.980	+0.480			
1	14:59:51.683	1:02.801	+3.144				13	15:13:26.412	1:09.185	+3.685			
2	15:00:53.129	1:01.446	+1.789				(47) Jonas Blom						
3	15:01:54.787	1:01.658	+2.001				1	15:00:24.208	1:27.141	+17.084			
4	15:02:55.130	1:00.343	+0.686				2	15:01:36.594	1:12.386	+2.329			
5	15:03:56.003	1:00.873	+1.216				3	15:02:51.461	1:14.867	+4.810			
6	15:04:57.090	1:01.087	+1.430				4	15:04:02.905	1:11.444	+1.387			
7	15:05:57.401	1:00.311	+0.654				5	15:05:12.962	1:10.057				
8	15:06:57.992	1:00.591	+0.934				6	15:06:23.385	1:10.423	+0.366			
9	15:07:58.106	1:00.114	+0.457				7	15:07:34.052	1:10.667	+0.610			
10	15:09:00.122	1:02.016	+2.359				p8	15:09:57.324	2:23.272	+1:13.215			
11	15:10:01.565	1:01.443	+1.786				(58) Brian Madsen						
12	15:11:01.672	1:00.107	+0.450				1	15:00:19.128	1:17.107	+4.881			
13	15:12:01.848	1:00.176	+0.519				2	15:01:34.995	1:15.867	+3.641			
14	15:13:01.505	59.657					3	15:02:51.153	1:16.158	+3.932			
15	15:14:02.863	1:01.358	+1.701				4	15:04:05.874	1:14.721	+2.495			
(5) Jens Winther							5	15:05:18.495	1:12.621	+0.395			
1	14:59:46.951	1:01.969	+2.244				6	15:06:30.721	1:12.226				
2	15:00:54.644	1:07.693	+7.968				7	15:07:43.615	1:12.894	+0.668			
3	15:02:09.484	1:14.840	+15.115				8	15:12:11.505	4:27.890	+3:15.664			
4	15:03:10.338	1:00.854	+1.129				9	15:13:29.692	1:18.187	+5.961			
5	15:04:11.191	1:00.853	+1.128				(25) Thomas Uwe Jorgensen						
6	15:05:12.645	1:01.454	+1.729				1	15:00:17.668	1:16.346	+3.154			
7	15:06:12.370	59.725					2	15:01:55.381	1:37.713	+24.521			
8	15:07:14.443	1:02.073	+2.348				3	15:03:08.580	1:13.199	+0.007			
9	15:08:14.856	1:00.413	+0.688				4	15:04:21.772	1:13.192				
10	15:09:15.689	1:00.833	+1.108				5	15:05:36.039	1:14.267	+1.075			
11	15:10:18.284	1:02.595	+2.870				6	15:06:49.694	1:13.655	+0.463			
12	15:11:18.649	1:00.365	+0.640				7	15:08:15.619	1:25.925	+12.733			
13	15:12:19.040	1:00.391	+0.666				8	15:09:33.943	1:18.324	+5.132			
14	15:13:21.506	1:02.466	+2.741				9	15:10:51.468	1:17.525	+4.333			
(279) Morten Lundgaard Mejdahl							10	15:12:09.761	1:18.293	+5.101			
1	15:00:01.013	1:08.595	+5.323				11	15:13:28.145	1:18.384	+5.192			
2	15:01:08.791	1:07.778	+4.506				(55) Jes Fini Lykkegaard						
3	15:02:14.608	1:05.817	+2.545				1	14:59:55.360	1:07.361	+2.391			
4	15:03:20.347	1:05.739	+2.467				2	15:01:00.569	1:05.209	+0.239			
5	15:04:25.422	1:05.075	+1.803				3	15:02:07.521	1:06.952	+1.982			
6	15:05:32.356	1:06.934	+3.662				4	15:03:12.996	1:05.475	+0.505			
7	15:06:38.035	1:05.679	+2.407				5	15:04:19.049	1:06.053	+1.083			
8	15:07:41.903	1:03.868	+0.596				6	15:05:24.019	1:04.970				
9	15:08:48.586	1:06.683	+3.411				7	15:06:29.840	1:05.821	+0.851			
10	15:09:51.858	1:03.272					8	15:07:36.849	1:07.009	+2.039			
11	15:10:56.848	1:04.990	+1.718										
12	15:12:02.635	1:05.787	+2.515										
13	15:13:06.111	1:03.476	+0.204										

These results are provisional, until the conclusion of any judicial and technical inquiries.

Orbits

Hans-Jorn Sogaard Andersen
Clerk of the Course

Attila Boros
Chief Timekeeper

FTZ Padborg Open

Motard

Padborg Park 2,150 km

Heat 1

2017.04.29. 17:35

Race (15:00 Time)

POLE POSITION

1

1
64 S.
55.305

2

205 A.
59.657

3

5 Jens Winther
59.725

4

279 M.
1:03.272

2

5
55 J.
1:04.970

6

206 René Salling
1:05.500

7

47 Jonas Blom
1:10.057

8

58 Brian Madsen
1:12.226

3

9
25 T.
1:13.192

10

24 A.

FTZ Padborg Open

Sorted on Laps

Motard

Padborg Park 2,150 km

Heat 1

2017.04.29. 17:35

Race (15:00 Time) started at 17:44:47

Pos	No.	Name	Nat.	Car	Class	Laps	Total Tm	Diff	Gap	Best Tm
1	64	Simon Vilhelmsen	DNK	Husqvarna	SMA	16	15:39.270			56.240
2	205	Anders Salling	DNK	Honda	SMA	15	15:52.526	1 Lap	1 Lap	58.766
3	5	Jens Winther	DNK	Husqvarna	SMA	15	16:12.825	1 Lap	20.299	1:00.839
4	279	Morten Lundgaard Mejt	DNK	KTM SMR 450	SMA	15	16:32.047	1 Lap	19.222	1:03.233
5	206	René Salling	DNK	Honda	SM OB 33+	14	15:51.898	2 Laps	1 Lap	1:04.113
6	55	Jes Fini Lykkegard	DNK	Husqvarna	SMA	14	16:02.275	2 Laps	10.377	1:04.651
7	58	Brian Madsen	DNK	Honda CRF 450 ER	SMA	13	16:08.618	3 Laps	1 Lap	1:09.582
8	47	Jonas Blom	DNK	TM	SM B	13	16:11.913	3 Laps	3.295	1:09.546
9	25	Thomas Uwe Jorgense	DNK	Aprilia 450 SXV	SM OB 33+	13	16:18.851	3 Laps	6.938	1:10.647

Not classified (75% = 12 Laps)

DNS	24	Andreas Mikkelsen	DNK	KTM	SMA			DNS		
-----	----	-------------------	-----	-----	-----	--	--	-----	--	--

Margin of Victory	Avg. Speed	Best Lap Tm	Best Speed	Best Lap by
1 Lap	131,847	56.240	137,624	64 - Simon Vilhelmsen

Orbits

These results are provisional, until the conclusion of any judicial and technical inquiries.

Hans-Jorn Sogaard Andersen
Clerk of the Course

Attila Boros
Chief Timekeeper

FTZ Padborg Open

Sorted on Laps

Motard

Padborg Park 2,150 km

Heat 1

2017.04.29. 17:35

Race (15:00 Time) started at 17:44:47

Pos	No.	Name	Nat.	Car	Class	Laps	Total Tm	Diff	Gap	Best Tm
SMA										
1	64	Simon Vilhelmsen	DNK	Husqvarna	SMA	16	15:39.270			56.240
2	205	Anders Salling	DNK	Honda	SMA	15	15:52.526	1 Lap	1 Lap	58.766
3	5	Jens Winther	DNK	Husqvarna	SMA	15	16:12.825	1 Lap	20.299	1:00.839
4	279	Morten Lundgaard Mejt	DNK	KTM SMR 450	SMA	15	16:32.047	1 Lap	19.222	1:03.233
5	55	Jes Fini Lykkegard	DNK	Husqvarna	SMA	14	16:02.275	2 Laps	1 Lap	1:04.651
6	58	Brian Madsen	DNK	Honda CRF 450 ER	SMA	13	16:08.618	3 Laps	1 Lap	1:09.582

Not classified (75% = 12 Laps)

DNS	24	Andreas Mikkelsen	DNK	KTM	SMA			DNS		
-----	----	-------------------	-----	-----	-----	--	--	-----	--	--

SM B

1	47	Jonas Blom	DNK	TM	SM B	13	16:11.913			1:09.546
---	----	------------	-----	----	------	----	-----------	--	--	----------

SM OB 33+

1	206	René Salling	DNK	Honda	SM OB 33+	14	15:51.898			1:04.113
2	25	Thomas Uwe Jorgense	DNK	Aprilia 450 SXV	SM OB 33+	13	16:18.851	1 Lap	1 Lap	1:10.647

Margin of Victory	Avg. Speed	Best Lap Tm	Best Speed	Best Lap by
1 Lap	131,847	56.240	137,624	64 - Simon Vilhelmsen

Orbits

These results are provisional, until the conclusion of any judicial and technical inquiries.

Hans-Jorn Sogaard Andersen
Clerk of the Course

Attila Boros
Chief Timekeeper

FTZ Padborg Open

Motard

Padborg Park 2,150 km

Heat 1

2017.04.29. 17:35

Race (15:00 Time) started at 17:44:47

Lap	Time of Day	Lap Tm	Diff	S1 Tm	S2 Tm	S3 Tm	Lap	Time of Day	Lap Tm	Diff	S1 Tm	S2 Tm	S3 Tm							
(64) Simon Vilhelmsen																				
1	17:46:10.210	56.240					4	17:49:37.862	1:04.113											
2	17:47:06.577	56.367	+0.127				5	17:50:43.107	1:05.245	+1.132										
3	17:48:03.895	57.318	+1.078				6	17:51:49.901	1:06.794	+2.681										
4	17:49:00.812	56.917	+0.677				7	17:52:57.524	1:07.623	+3.510										
5	17:49:57.729	56.917	+0.677				8	17:54:02.685	1:05.161	+1.048										
6	17:50:54.531	56.802	+0.562				9	17:55:08.441	1:05.756	+1.643										
7	17:51:51.466	56.935	+0.695				10	17:56:13.205	1:04.764	+0.651										
8	17:52:48.986	57.520	+1.280				11	17:57:19.079	1:05.874	+1.761										
9	17:53:47.414	58.428	+2.188				12	17:58:24.638	1:05.559	+1.446										
10	17:54:44.587	57.173	+0.933				13	17:59:33.401	1:08.763	+4.650										
11	17:55:42.470	57.883	+1.643				14	18:00:39.841	1:06.440	+2.327										
12	17:56:39.318	56.848	+0.608				(55) Jes Fini Lykkegard													
13	17:57:35.634	56.316	+0.076				1	17:46:30.335	1:05.561	+0.910										
14	17:58:32.462	56.828	+0.588				2	17:47:35.780	1:05.445	+0.794										
15	17:59:29.428	56.966	+0.726				3	17:48:41.286	1:05.506	+0.855										
16	18:00:27.213	57.785	+1.545				4	17:49:46.640	1:05.354	+0.703										
(205) Anders Salling																				
1	17:46:13.854	58.766					5	17:50:51.407	1:04.767	+0.116										
2	17:47:13.254	59.400	+0.634				6	17:51:56.058	1:04.651											
3	17:48:13.343	1:00.089	+1.323				7	17:53:01.976	1:05.918	+1.267										
4	17:49:13.726	1:00.383	+1.617				8	17:54:08.371	1:06.395	+1.744										
5	17:50:16.164	1:02.438	+3.672				9	17:55:14.130	1:05.759	+1.108										
6	17:51:16.956	1:00.792	+2.026				10	17:56:20.599	1:06.469	+1.818										
7	17:52:17.734	1:00.778	+2.012				11	17:57:27.760	1:07.161	+2.510										
8	17:53:18.281	1:00.547	+1.781				12	17:58:36.379	1:08.619	+3.968										
9	17:54:19.097	1:00.816	+2.050				13	17:59:43.256	1:06.877	+2.226										
10	17:55:19.568	1:00.471	+1.705				14	18:00:50.218	1:06.962	+2.311										
11	17:56:21.611	1:02.043	+3.277				(58) Brian Madsen													
12	17:57:28.411	1:06.800	+8.034				1	17:46:33.760	1:11.800	+2.218										
13	17:58:29.754	1:01.343	+2.577				2	17:47:44.414	1:10.654	+1.072										
14	17:59:33.845	1:04.091	+5.325				3	17:48:53.996	1:09.582											
15	18:00:40.469	1:06.624	+7.858				4	17:50:04.774	1:10.778	+1.196										
(5) Jens Winther																				
1	17:46:16.891	1:00.839					5	17:51:16.329	1:11.555	+1.973										
2	17:47:18.010	1:01.119	+0.280				6	17:52:27.829	1:11.500	+1.918										
3	17:48:20.340	1:02.330	+1.491				7	17:53:41.211	1:13.382	+3.800										
4	17:49:22.867	1:02.527	+1.688				8	17:54:53.963	1:12.752	+3.170										
5	17:50:24.899	1:02.032	+1.193				9	17:56:06.275	1:12.312	+2.730										
6	17:51:28.496	1:03.597	+2.758				10	17:57:19.774	1:13.499	+3.917										
7	17:52:31.957	1:03.461	+2.622				11	17:58:31.888	1:12.114	+2.532										
8	17:53:37.489	1:05.532	+4.693				12	17:59:45.030	1:13.142	+3.560										
9	17:54:40.393	1:02.904	+2.065				13	18:00:56.561	1:11.531	+1.949										
10	17:55:43.501	1:03.108	+2.269				(47) Jonas Blom													
11	17:56:46.019	1:02.518	+1.679				1	17:46:38.322	1:12.369	+2.823										
12	17:57:49.221	1:03.202	+2.363				2	17:48:00.392	1:22.070	+12.524										
13	17:58:52.453	1:03.232	+2.393				3	17:49:10.953	1:10.561	+1.015										
14	17:59:55.788	1:03.335	+2.496				4	17:50:22.878	1:11.925	+2.379										
15	18:01:00.768	1:04.980	+4.141				5	17:51:33.938	1:11.060	+1.514										
(279) Morten Lundgaard Mejdahl																				
1	17:46:21.376	1:03.233					6	17:52:45.191	1:11.253	+1.707										
2	17:47:25.055	1:03.679	+0.446				7	17:53:57.044	1:11.853	+2.307										
3	17:48:28.408	1:03.353	+0.120				8	17:55:07.346	1:10.302	+0.756										
4	17:49:31.924	1:03.516	+0.283				9	17:56:19.294	1:11.948	+2.402										
5	17:50:35.863	1:03.939	+0.706				10	17:57:30.371	1:11.077	+1.531										
6	17:51:40.611	1:04.748	+1.515				11	17:58:39.917	1:09.546											
7	17:52:45.561	1:04.950	+1.717				12	17:59:49.725	1:09.808	+0.262										
8	17:53:50.077	1:04.516	+1.283				13	18:00:59.856	1:10.131	+0.585										
9	17:54:54.390	1:04.313	+1.080				(25) Thomas Uwe Jorgensen													
10	17:55:58.254	1:03.864	+0.631				1	17:46:36.458	1:11.683	+1.036										
11	17:57:03.074	1:04.820	+1.587				2	17:47:47.410	1:10.952	+0.305										
12	17:58:07.278	1:04.204	+0.971				3	17:48:59.686	1:12.276	+1.629										
13	17:59:11.491	1:04.213	+0.980				4	17:50:11.285	1:11.599	+0.952										
14	18:00:16.309	1:04.818	+1.585				5	17:51:24.892	1:13.607	+2.960										
15	18:01:19.990	1:03.681	+0.448				6	17:52:39.569	1:14.677	+4.030										
(206) René Salling																				
1	17:46:24.501	1:05.210	+1.097				7	17:53:54.226	1:14.657	+4.010										
2	17:47:28.964	1:04.463	+0.350				8	17:55:05.297	1:11.071	+0.424										
3	17:48:33.749	1:04.785	+0.672				9	17:56:16.231	1:10.934	+0.287										
(206) René Salling																				
1	17:46:24.501	1:05.210	+1.097				10	17:57:28.904	1:12.673	+2.026										
2	17:47:28.964	1:04.463	+0.350				11	17:58:42.101	1:13.197	+2.550										
3	17:48:33.749	1:04.785	+0.672				12	17:59:52.748	1:10.647											
							13	18:01:06.794	1:14.046	+3.399										

Orbite

These results are provisional, until the conclusion of any judicial and technical inquiries.

Hans-Jorn Sogaard Andersen
Clerk of the Course

Attila Boros
Chief Timekeeper

FTZ Padborg Open

Motard

Padborg Park 2,150 km

Heat 2 - MODIFIED

2017.04.30. 12:10

Race (15:00 Time)

POLE POSITION

4 279 M.I. Mejdahl 1:03.272	3 5 Jens Winther 59.725	2 205 A. Salling 59.657	1 64 S. Vilhelmsen 55.305	1
8 58 Brian Madsen 1:12.226	7 47 Jonas Blom 1:10.057	6 206 René Salling 1:05.500	5 55 J. F. Lykkegard 1:04.970	2
		10 24 A. Mikkelsen	9 25 T. U. Jorgensen 1:13.192	3

FTZ Padborg Open

Sorted on Laps

Motard

Padborg Park 2,150 km

Heat 2

2017.04.30. 12:10

Race (15:00 Time) started at 12:13:52

Pos	No.	Name	Nat.	Car	Class	Laps	Total Tm	Diff	Gap	Best Tm
1	64	Simon Vilhelmsen	DNK	Husqvarna	SMA	16	15:02.726			53.864
2	205	Anders Salling	DNK	Honda	SMA	15	15:19.084	1 Lap	1 Lap	58.138
3	5	Jens Winther	DNK	Husqvarna	SMA	15	15:50.816	1 Lap	31.732	1:00.496
4	279	Morten Lundgaard Mejt	DNK	KTM SMR 450	SMA	15	15:55.760	1 Lap	4.944	1:01.013
5	206	René Salling	DNK	Honda	SM OB 33+	14	15:20.967	2 Laps	1 Lap	1:02.751
6	55	Jes Fini Lykkegard	DNK	Husqvarna	SMA	14	15:26.690	2 Laps	5.723	1:02.590
7	58	Brian Madsen	DNK	Honda CRF 450 ER	SMA	11	15:18.220	5 Laps	3 Laps	1:11.162

Not classified (50% = 8 Laps)

DNF	25	Thomas Uwe Jorgense	DNK	Aprilia 450 SXV	SM OB 33+	11	13:33.997	DNF		1:08.706
DNF	47	Jonas Blom	DNK	TM	SM B	9	11:11.243	DNF		1:05.954
DNS	24	Andreas Mikkelsen	DNK	KTM	SMA			DNS		

Margin of Victory	Avg. Speed	Best Lap Tm	Best Speed	Best Lap by
1 Lap	137,184	53.864	143,695	64 - Simon Vilhelmsen

Orbits

These results are provisional, until the conclusion of any judicial and technical inquiries.

 Hans-Jorn Sogaard Andersen
Clerk of the Course

 Attila Boros
Chief Timekeeper

FTZ Padborg Open

Sorted on Laps

Motard

Padborg Park 2,150 km

Heat 2

2017.04.30. 12:10

Race (15:00 Time) started at 12:13:52

Pos	No.	Name	Nat.	Car	Class	Laps	Total Tm	Diff	Gap	Best Tm L
SMA										
1	64	Simon Vilhelmsen	DNK	Husqvarna	SMA	16	15:02.726			53.864
2	205	Anders Salling	DNK	Honda	SMA	15	15:19.084	1 Lap	1 Lap	58.138
3	5	Jens Winther	DNK	Husqvarna	SMA	15	15:50.816	1 Lap	31.732	1:00.496
4	279	Morten Lundgaard Mejt	DNK	KTM SMR 450	SMA	15	15:55.760	1 Lap	4.944	1:01.013
5	55	Jes Fini Lykkegard	DNK	Husqvarna	SMA	14	15:26.690	2 Laps	1 Lap	1:02.590
6	58	Brian Madsen	DNK	Honda CRF 450 ER	SMA	11	15:18.220	5 Laps	3 Laps	1:11.162

Not classified (50% = 8 Laps)

DNS	24	Andreas Mikkelsen	DNK	KTM	SMA			DNS		
-----	----	-------------------	-----	-----	-----	--	--	-----	--	--

Not classified (50% = 8 Laps)

DNF	47	Jonas Blom	DNK	TM	SM B	9	11:11.243	DNF		1:05.954
-----	----	------------	-----	----	------	---	-----------	-----	--	----------

SM OB 33+

1	206	René Salling	DNK	Honda	SM OB 33+	14	15:20.967			1:02.751
---	-----	--------------	-----	-------	-----------	----	-----------	--	--	----------

Not classified (50% = 8 Laps)

DNF	25	Thomas Uwe Jorgense	DNK	Aprilia 450 SXV	SM OB 33+	11	13:33.997	DNF		1:08.706
-----	----	---------------------	-----	-----------------	-----------	----	-----------	-----	--	----------

Margin of Victory	Avg. Speed	Best Lap Tm	Best Speed	Best Lap by
1 Lap	137,184	53.864	143,695	64 - Simon Vilhelmsen

Orbits

These results are provisional, until the conclusion of any judicial and technical inquiries.

Hans-Jorn Sogaard Andersen
Clerk of the Course

Attila Boros
Chief Timekeeper

